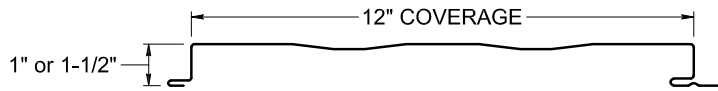




ICC
EVALUATION
SERVICE

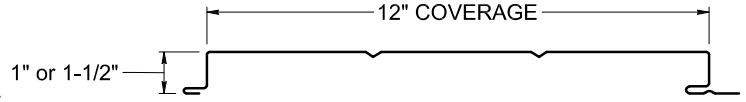
ICC-ESR #5046 with CBC-CRC Supplement

PANEL PROFILES



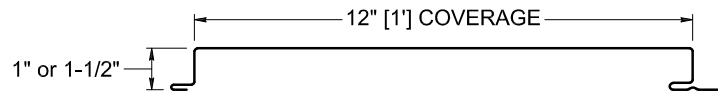
Now Available: STRIATIONS

Striations offer the best solution to help minimize oil canning



DOUBLE V-GROOVE (shown)

or Single V-Groove available




FLAT PAN

KEY FEATURES

- 12" coverage (For other widths, please inquire)
- 24, 22, 20 & 18 gauge Tru-gauge™
- .032 & .040 Aluminum
- Substrate: ASTM A653 / A792
- Custom Lengths 3' to 35' (20 & 18 ga - 3' to 20'-6")
(Inquire for longer or shorter lengths)
- 2' Shortcut capability *(Fee applicable)*
- Concealed Fasteners: fasteners cannot leak
- 6.16 sq. inch (4.2%) free air flow per lineal foot of perforated panel
- Versatile in wall and soffit applications
- Panel options: Perforated, Striations, Single V-Groove, Double V-Groove, and Flat Pan
- "Oil canning" is an inherent characteristic of roof and wall products, and not a defect, which is not a cause for panel rejection

TESTING

-  ICC-ESR #5046 with CBC-CRC Supplement
- ASTM E 1592 - Structural uniform static air pressure
- ASTM E283 Air Infiltration Siding
- ASTM E331 Water Infiltration Siding
- ASTM A653/A924 - G90 Galvanized
- ASTM A792 - Zincalume/Glavalume AZ-50/55
- ASTM B209 - Aluminum Substrate

ASTM E 1680/E283 Air Penetration	ASTM E 1646/E331 Water Penetration
25 PSF<0.01 CFM/ft ² -PASS	25 PSF - Pass
Intertek Test Result M0877.01-901-44 R0	
Intertek Test Result M0877.01-901-44 R0	
STRUCTURAL TESTING ASTM E1592 AND E330	
Force Engineering 696-0-83T-19A, B	

WEIGHT CHART (Values based on 1" panels, inquire for 1-1/2")

SMOOTHWALL	WIDTH	24 GA STEEL	22 GA STEEL	.032 ALUM	.040 ALUM
THICKNESS		0.0236"	0.0285"	0.032"	0.040"
WEIGHT/LINFT	12"	1.324 LBS	1.598LBS	0627 LBS	0.784 LBS
WEIGHT/LSQFT	12"	1.324 LBS	1.598LBS	0627 LBS	0.784 LBS

LOAD TABLES

Width, in. Gauge Yield ksi Weight psf				SECTION PROPERTIES						ALLOWABLE UNIFORM LOADS, psf For various clip spacings (i.e. span values)						
				Top in Compression			Bottom in Compression			Negative Load						
				I_{xx} in ⁴ /ft.	I_{xx} (eff) in ⁴ /ft.	S_{xx} in ³ /ft	I_{xx} in ⁴ /ft.	I_{xx} (eff) in ⁴ /ft.	S_{xx} in ³ /ft	2'	2.5'	3'	3.5'	4'	4.5'	5'
12	24	50	1.38	0.0485	0.0588	0.0585	0.0841	0.0737	0.0678	78.1	74.6	71.2	67.7	64.2	60.8	57.3
12	22	50	1.64	0.0620	0.0527	0.0767	0.1031	0.0912	0.0824	101.5	98.5	95.4	92.4	89.4	86.3	83.3
12	20	33	2.00	0.0885	0.1014	0.1127	0.1332	0.1202	0.1078	101.5	98.5	95.4	92.4	89.4	86.3	83.3
12	18	33	2.60	0.1300	0.1442	0.1509	0.1790	0.1648	0.1462	101.5	98.5	95.4	92.4	89.4	86.3	83.3

- Charted Load/Span values are based on ASTM E1592-02 / ASTM E1592-05 testing protocol. Intertek Test Result M0874.01-901-44
- Charted Allowable Uniform Loads are based on the Ultimate Uniform Load (per ASTM E1592-05 testing) divided by 2.00 Factor-of-Safety.
- Minimum recommended substrate (structure) recommendations:
 - o Open-framing (i.e.purlins) -16ga (design thickness=0.0566")
 - o Plywood/OSB - 15/32" or thicker is recommend to assure an effective degree of fastener thread engagement.
 - o Metal deck - 22 ga. (design thickness=0.0283")

Width, in. Gauge Yield ksi Weight psf				SECTION PROPERTIES						ALLOWABLE UNIFORM LOADS, psf For various clip spacings (i.e. span values)									
				Top in Compression			Bottom in Compression			Positive Load									
				I_{xx} in ⁴ /ft.	I_{xx} (eff) in ⁴ /ft.	S_{xx} in ³ /ft	I_{xx} in ⁴ /ft.	I_{xx} (eff) in ⁴ /ft.	S_{xx} in ³ /ft	1'	2'	3'	4'	5'	6'	7'	8'	9'	10'
12	24	50	1.38	0.0485	0.0588	0.0585	0.0841	0.0737	0.0678	551.8	275.9	162.5	91.4	58.5	40.6	29.9	22.9	18.1	14.6
12	22	50	1.64	0.0620	0.0527	0.0767	0.1031	0.0912	0.0824	762.7	381.4	213.1	119.8	76.7	53.3	39.1	30.0	23.7	19.2
12	20	33	2.00	0.0885	0.1014	0.1127	0.1332	0.1202	0.1078	760.9	380.5	197.6	111.2	71.2	49.4	36.3	27.8	22.0	17.8
12	18	33	2.60	0.1300	0.1442	0.1509	0.1790	0.1648	0.1462	1680.0	603.1	268.0	150.8	96.5	67.0	49.2	37.7	29.8	24.1

- Allowable loads for Steel panels are calculated in accordance with 2020 AISI S100 specifications considering bending, shear, combined bending and shear and deflection. Allowable load considers a 3 or more equal span condition.
- The Versa-Span Panel when installed as a three-span condition with spans of 5 ft. on-center for Steel and 3.0 ft. on-center for Aluminum are capable of withstanding the minimum uniform distributed load of 20 psf (0.958 kPa) noted in Table 1607.1 of the IBC and a minimum concentrated load of 300 lbf (1.33 kN).
- When panels are installed over solid or closely fitted deck sheathing, the capacity is limited to the capacity of the underlying sheathing.

