




BUILDER'S HARDWARE

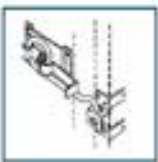









builder's hardware








PULLS AND HANDLES

	Description	Part No.	Ctn. Qty.	U o M	Weight (ea.)
	Zinc Plated Door Pull: Heavy gauge steel.	651501	80	each	0.3 lbs.
	White Painted Door Pull: Same as 651501, except white coated for beauty and weather protection.	710588	80	each	0.4 lbs.
	Jumbo Zinc Plated Door Pull: Large enough for even a gloved hand. Heavy gauge zinc plated steel.	710653	60	each	0.4 lbs.
	Jumbo White Door Pull: Same as 710653, except white coated for beauty and weather protection.	710654	60	each	0.5 lbs.
	Gate Pull Handle: Steel construction. Ornamental 10". Furnished with lag screws.	714991	10	each	0.7 lbs.
	Garage Door Pulls — Galvanized Heavy Duty: One piece stamped steel. Four hole installation.	714992	6	each	0.1 lbs.
	5-1/2"	714993	6	each	0.2 lbs.
	6-1/2"				
	Chest Handle: Zinc plated, rust resistant zinc finish. 2 per furnished with screws, UPC labeled. 3-3/4"	714994	5	pair	0.9 lbs.



LATCHES

	Description	Part No.	Ctn. Qty.	U o M	Weight (ea.)
	Cam Latch: One handed operation. Raise lever to open, push down to latch. Can only be operated from inside the building. No exposed lock for thieves to break. Also ideal for metal frame building applications. Can be reversed by removing center screw and turning hook around. Zinc plated steel.	711504	16	each	1.3 lbs.
	Cam Latch Pairs: Same as 711504, only sold in pairs with one right hand and one left hand. Enough cam latches for one sliding door. Sold in pairs only.	651303	8	pair	2.5 lbs.
	Adjustable 7" Jamb Latch: New heavy duty base plate, four mounting holes for more secure hold, new heavier gauge latch catch and new latch handle hold in tabs. This latch holds door firmly in place against jamb. Can be used for either right or left hand application.	728106	16	each	1.0 lbs.
	Adjustable 4" Jamb Latch: Holds door firmly in place against jamb. Can be used for either right or left hand application.	728091	16	each	0.8 lbs.
	Center Latch: New heavy duty base plate, latch handle hold in tabs, universal right/left handling. Includes two styles of latch catches. Adjusts for different thickness of door frames and is for wood or metal frames.	714380	8	each	1.5 lbs.
	Gate, Stall and Door Latch: Heavy duty 1/2" x 10" steel bolt, reversible, for right or left hand installation. Bolt serves as handle. Simple, positive action will provide years of trouble-free operation. Close guides ensure snug fit and smooth operation. Can be padlocked with installation hardware and installation instructions.	710586	20	each	1.7 lbs.
	Gate Latch With Offset Strike: Steel construction. Base: 1-5/8"Lx 1-3/8" W. Furnished with additional straight arm strike and screws.	714995	10	each	0.7 lbs.
	Thumb Latch Sets: Steel construction. Base: 1-5/8"Lx 1-3/8" W. Furnished with additional straight arm strike and screws.	714996	5	each	1.9 lbs.

SNUGGERS AND BOLTS

	Description	Part No.	Ctn. Qty.	U o M	Weight (ea.)
	<p>Metal Vertical Door Center Snugger: The chains sliding down the diverging rods draws the verticals closer together, both adding strength against wind damage and helps to eliminate door rattle. Can be used with either wood or metal horizontals. When used in conjunction with the center stop and hold down, the bottom horizontals are locked over the center hold down, giving maximum protection against doors lifting out of guide. Packaged in plastic bag with mounting brackets. One required with each double leaf door.</p>	711200	16	each	2.0 lbs.
	<p>Metal Vertical Door Side Snugger: The chains sliding down the diverging rods draws the door tight to the jamb, giving excellent protection to the door from wind damage and helps to eliminate door rattle. Can be used with either wood or metal horizontals. Packaged in plastic bag with installation instructions. Two required per opening.</p>	711201	16	each	1.8 lbs.
	<p>Wood Frame Door Snugger: As the wind rattles the door, the chains move down the diverging rods, pulling the door tighter and verticals to secure center of split doors or to jamb to secure sides of door. Two required for single leaf door, three for double leaf doors. For doors using up to 2" x 6" verticals. Packaged in plastic bag with installation instructions.</p>	643404	16	each	2.4 lbs.
	<p>Cane Bolts — Heavy Duty: High carbon steel construction. Overall dimensions: 18" long, 5/8" dia. Maximum throw 2-1/4". Furnished with surface and mortise keepers and screws.</p>	731932	5	each	2.4 lbs.
	<p>Cane Bolts — Standard: Steel construction. Furnished with surface and mortise keepers and screws. 1/2" Bolt diameter. 12" Long. Zinc Black</p>	714809	5	each	1.2 lbs.
	<p>Cane Bolts — Standard: Steel construction. Furnished with surface and mortise keepers and screws. 1/2" Bolt diameter. 18" Long. Zinc Black</p>	714388	6	each	1.7 lbs.
	<p>Padlockable Barrel Bolts — Extra Heavy Duty: Two types of keepers. Zinc plated, rust resistant zinc finish. Bolt diameter 9/16". Takes standard padlock from 1" to 2" (padlock not included). Furnished with screws. 5" 8"</p>	714997	30	each	1.7 lbs.
		715080	36	each	1.9 lbs.

STRAP HINGES

	Description	Part No.	Ctn. Qty.	U o M	Weight (ea.)
	Strap Hinges — Heavy: Zinc plated. Individually UPC labeled.				
	6"	714998	10	each	0.6 lbs.
	8"	714999	10	each	1.2 lbs.
	10"	715000	10	each	1.4 lbs.
	Strap Hinge: For entry, garage, barn doors, gates, etc. Heavy duty for full sized doors. 12-1/2". Hammered black wrought iron finish. Either full or half surface mounting. Non-removable tight pin. 30 lb. Weight per hinge. Furnished with screws.	715001	6	each	2.0 lbs.

T-HINGES





	T-Hinges — Extra Heavy: Zinc plated. Steel construction. Tight pin.				
	6"	715002	20	each	0.7 lbs.
	8"	715003	20	each	1.2 lbs.
	10"	715004	20	each	1.5 lbs.
	T-Hinges — Heavy Duty: Steel construction. Black finish. 2" Strap width at joint. 7-11/16" x 1-1/2" Pad. Furnished with lag screws.				
	8"	715006	5	each	2.5 lbs.
	Tee Spring Hinge — Heavy Duty: Steel construction. 2" Strap width at joint. 7-5/8" x 1-3/8" Pad. Furnished with lag screws and adjustable wrench pin. Polybagged - 1 Pair with screws.				
	8"	715007	5	each	2.8 lbs.

ROLLERS AND GUIDES


	Description	Part No.	Ctn. Qty.	U o M	Weight (ea.)
	Universal Stay Roller: Designed for small wood doors and horse stalls. Adjusts for doors 1-5/8" to 2-3/4". 12 Ga. Zinc plated steel with black 1-3/4" diameter Dupont non-marring roller. May be inverted for anchoring into concrete.	710590	15	each	0.9 lbs.
	Offset/Adj Galv. Stay Roller: Outside slots allow minimum overlap on door jambs and center slot allows maximum adjustment for thicker doors. Adjusts for doors from 5/16" to 3-5/8". Mounting holes counter sunk to help protect door finish. Heavy 8 Ga. zinc plated back with a black 2" diameter Dupont non-marring roller. Can be inverted for anchoring into concrete.	710806	12	each	1.9 lbs.
	Adjustable Door Guide or Stop: Adjusts for doors from 2-1/2" to 6" thick. Curved surface gives natural lead in for doors. Heavy 8 Ga. Galv. steel.	651403	10	each	3.0 lbs.
	White Adj Door Guide or Stop: Same as 651403, except white coated to add lasting beauty.	651404	10	each	3.2 lbs.
	Steel Center Door Guide Half: Made of heavy gauge zinc plated steel. Rounded design allows maximum protection against tire or livestock injury.	710950	10	each	3.7 lbs.
	Center Door Guide and Stop Pkg: Package contains 2 - 710950 (above) and 1 - center stop pkg.	711271	4	each	8.0 lbs.
	Heavy Duty Center Door Guide and Stop: Heavy 7 Ga. steel construction. Zinc plated with no sharp edges to damage equipment or animals. Holds door down and in. Welded construction for strength. Designed for 5/16" roll pin in the center for door stop and for split door or in line guide application. Hole pattern design for different post applications.	714359	4	each	5.5 lbs.
	Heavy Duty Center Door Guide and Stop: Similar to 714359. Designed for 5/16" roll pin in the center for door stop and for split door or in line guide application Hole pattern design for different post applications.	714716	4	each	6.5 lbs.

builder's hardware




SLIDING DOOR STOPS

	Description	Part No.	Ctn. Qty.	U o M	Weight (ea.)
	Adjust-A-Stop: Adjustable for doors 2 3/4" to 4 1/4" thick. Recessed bolt head protects door finish. Lag bolts recommended for mounting. Heavy 10 Ga. Zinc plated steel.	710894	18	each	1.1 lbs.
	White Coated Adjust-A-Stop: Same as 710894, except white coated to add lasting beauty and protect door finish.	710899	18	each	1.2 lbs.
	Heavy Duty Door Stop: For doors 2" thick. 10 ga. zinc plated steel.	643411	20	each	1.1 lbs.
	Jamb Mount Stop: Stops and holds door in each and open and closed position. The end with right angle projects slightly beyond jamb and engages the vertical member of Kwik Frame or Bigg Frame door systems.	736628	20	each	1.4 lbs.

VINYL DOOR STOP

	Vinyl Door Stop: Versatile vinyl strip can be used to seal all types of sliding doors. Solid mounting block is integrated with flexible vinyl sealing strip.				
	8'	900020	10	each	1.8 lbs.
	10'	900018	10	each	2.0 lbs.
	12'	900017	10	each	2.2 lbs.

BAR HOLDERS

	Description	Part No.	Ctn. Qty.	U o M	Weight (ea.)
	Bar Holder: Closed, Holds 2" x 4" lumber.	715008	10	each	0.6 lbs.
	Bar Holder: Open, Holds 2" x 4" lumber.	715009	10	each	0.5 lbs.
	Stake Holder: Open, Holds 2" x 4" lumber.	714975	10	each	1.3 lbs.

TIEDOWNS

	Rope Cleat: 4-1/2" 1 x .306 wire dia.	760527	20	each	0.1 lbs.
	Rope Binding Hook: 2-1/4" 1 x .212 wire dia.	760528	20	each	0.1 lbs.
	3-3/8" 1 x .306 wire dia.	760529	20	each	0.5 lbs.
	Hitching Ring: Zinc-plated steel with mount plate.	714927	10	each	0.3 lbs.

TRUCK CASTERS

	Truck Casters: Heavy Duty Rubber Wheel. For use on platform & warehouse trucks, dollies, shop carts and furniture dollies. All ball bearing construction. Balloon tread with solid rubber tires. Heat-treated hardened bearing raceways. Corrosion resistant zinc chromate finish. 4 Hole mounting swivel plate. Replaceable wheels.				
	4" / 600 lbs. weight capacity	715010	4	each	2.2 lbs.
	5" / 900 lbs. weight capacity	715011	4	each	2.4 lbs.

SCREW EYES



Description	Part No.	Ctn. Qty.	U o M	Weight (ea.)
Screw Eye: Small Eye.				
#210 — 1-3/16" 1 x 7/32" Interior eye x .135 wire dia.	715012	80	each	0.1 lbs.
#212-1/2 — 3/4" 1 x 3/16" Interior eye x .105 wire dia.	715013	100	each	0.1 lbs.
#214-1/2 — 5/8" 1 x 5/32" Interior eye x .080 wire dia.	715014	120	each	0.1 lbs.
#216-1/2 — 33/64" 1 x 9/64" Interior eye x .062 wire dia.	715015	140	each	0.1 lbs.
#212 — 15/16" 1 x 3/16" Interior eye x .105 wire dia.	715016	100	each	0.1 lbs.
#214 — 3/16" 1 x 5/36" Interior eye x .080 wire dia.	715017	120	each	0.1 lbs.

CEILING HOOKS



Ceiling Hooks.				
#0 — 4-15/16" 1 x .306 wire dia.	715018	20	each	0.4 lbs.
#2 — 4-7/16" 1 x .262 wire dia.	715019	20	each	0.3 lbs.
#4 — 3-7/8" 1 x .225 wire dia.	715020	20	each	0.2 lbs.
#6 — 3-3/8" 1 x .192 wire dia.	715021	30	each	0.2 lbs.
#8 — 2-9/16" 1 x .162 wire dia.	715022	40	each	0.1 lbs.
#10 — 2-11/16" 1 x .135 wire dia.	715023	50	each	0.1 lbs.
#12 — 1-11/16" 1 x .105 wire dia.	715024	60	each	0.1 lbs.
#14 — 1-5/16" 1 x .080 wire dia.	715025	80	each	0.1 lbs.

EYE BOLT LAG THREAD



Description	Part No.	Ctn. Qty.	U o M	Weight (ea.)
Eye Bolt Lag Thread: Individually UPC labeled. 3-3/4" overall length x 1/4" thread dia.	715026	10	each	0.1 lbs.
4-1/2" overall length x 1/4" thread dia.	715027	10	each	0.1 lbs.
5" overall length x 1/4" thread dia.	715028	10	each	0.1 lbs.
3-1/4" overall length x 5/16" thread dia.	715029	10	each	0.2 lbs.
4" overall length x 5/16" thread dia.	715030	10	each	0.2 lbs.
4-1/2" overall length x 5/16" thread dia.	715031	10	each	0.2 lbs.
5" overall length x 5/16" thread dia.	715032	10	each	0.2 lbs.
5-1/2" overall length x 5/16" thread dia.	715033	10	each	0.2 lbs.
6" overall length x 5/16" thread dia.	715034	10	each	0.3 lbs.
4" overall length x 3/8" thread dia.	715035	10	each	0.2 lbs.
5" overall length x 3/8" thread dia.	715036	10	each	0.3 lbs.
5-1/2" overall length x 3/8" thread dia.	715037	10	each	0.3 lbs.
6" overall length x 3/8" thread dia.	715038	10	each	0.3 lbs.
8" overall length x 3/8" thread dia.	715039	10	each	0.4 lbs.

TURNBUCKLES



Description	Part No.	Ctn. Qty.	U o M	Weight (ea.)
Turnbuckle: Hook to Eye. Individually UPC labeled. 4-3/8" overall length x 5/32" thread dia.	715040	10	each	0.1 lbs.
5-5/8" overall length x 3/16" thread dia.	715041	10	each	0.1 lbs.
6-3/8" overall length x 7/32" thread dia.	715042	10	each	0.2 lbs.
7-3/8" overall length x 1/4" thread dia.	715043	10	each	0.2 lbs.
8-7/8" overall length x 5/16" thread dia.	715044	10	each	0.3 lbs.
10-5/8" overall length x 3/8" thread dia.	715045	10	each	0.5 lbs.
16" overall length x 3/8" thread dia.	715046	10	each	0.7 lbs.
19-1/2" overall length x 1/2" thread dia.	715047	10	each	1.6 lbs.



Turnbuckle: Eye to Eye. Individually UPC labeled. 4-3/8" overall length x 5/32" thread dia.	715048	10	each	0.1 lbs.
5-5/8" overall length x 3/16" thread dia.	715049	10	each	0.1 lbs.
6-3/8" overall length x 7/32" thread dia.	715050	10	each	0.2 lbs.
7-3/8" overall length x 1/4" thread dia.	715051	10	each	0.2 lbs.
8-7/8" overall length x 5/16" thread dia.	715052	10	each	0.3 lbs.
16" overall length x 3/8" thread dia.	715053	10	each	0.7 lbs.
19-1/2" overall length x 1/2" thread dia.	715054	10	each	1.6 lbs.

LAG BOLTS

Description	Part No.	Ctn. Qty.	U o M	Weight (ea.)
Lag Bolt: 5/16" x 2-1/2" zinc plated; hex head.	646209	100	Carton	5.0 lbs.



GATE HOOK AND EYE

Gate Hook and Eye:	Part No.	Ctn. Qty.	U o M	Weight (ea.)
1-1/2"	715059	30	each	0.1 lbs.
2"	715060	20	each	0.1 lbs.
2-1/2"	715061	20	each	0.1 lbs.
3"	715062	20	each	0.2 lbs.



Safety Gate Hook and Eye: Spring back action.	Part No.	Ctn. Qty.	U o M	Weight (ea.)
2"	715063	10	each	0.1 lbs.
2-1/2"	715064	10	each	0.1 lbs.



QUICK LINK CONNECTOR

Quick Link Connector:	Part No.	Ctn. Qty.	U o M	Weight (ea.)
5/16"	715058	10	each	0.2 lbs.



STORAGE HOOKS

Bicycle Storage Hook. Designed for wall or overhead storage. Mar-proof vinyl coating helps prevent scratching.	Part No.	Ctn. Qty.	U o M	Weight (ea.)
	715095	50	each	0.2 lbs.



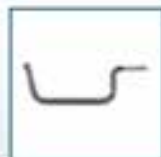
Utility Hook. Designed for wall or overhead storage. Mar-proof vinyl coating helps prevent scratching.	Part No.	Ctn. Qty.	U o M	Weight (ea.)
	715096	50	each	0.6 lbs.



Garden Tool Hook. Designed for wall storage. Mar-proof vinyl coating helps prevent scratching.	Part No.	Ctn. Qty.	U o M	Weight (ea.)
	715097	50	each	1.0 lbs.





Ladder Hook. Designed for wall storage. Mar-proof vinyl coating helps prevent scratching.	Part No.	Ctn. Qty.	U o M	Weight (ea.)
	715098	50	each	0.5 lbs.





builder's hardware


SHELF BRACKETS

	Description	Part No.	Ctn. Qty.	U o M	Weight (ea.)
	Grey Shelf Bracket: General purpose one-piece bracket for mounting shelves in garages, workshops, barns, etc. Embossed design for extra strength. Punched for mounting screws (not included).				
	4" x 5"	715099	200	each	0.2 lbs.
	6" x 8"	715100	200	each	0.2 lbs.
	8" x 10"	715101	100	each	0.3 lbs.
	10" x 12"	715102	60	each	0.5 lbs.
	White Shelf Bracket: General purpose one-piece bracket for mounting shelves in garages, workshops, barns, etc. Embossed design for extra strength. Punched for mounting screws (not included).				
	4" x 5"	715103	200	each	0.2 lbs.
	6" x 8"	715104	200	each	0.2 lbs.
	8" x 10"	715105	100	each	0.3 lbs.
	10" x 12"	715106	60	each	0.5 lbs.





MENDING PLATES

	Flat Corners: Zinc plated, rust resistant finish. Heavy gauge steel construction. Countersunk screw holes.				
	6" x 1-1/8"	715065	24	each	0.2 lbs.
	1-1/2" x 3/8"	715066	1,500	each	0.1 lbs.
	2" x 3" x 3/8"	715067	1,000	each	0.1 lbs.
	3" x 3" x 5/8"	715068	500	each	0.1 lbs.
	Mending Plates: Zinc plated, rust resistant finish. Heavy gauge steel construction. Countersunk screw holes.				
	2-1/2" x 5/8"	715070	1,000	each	0.1 lbs.
	3" x 3/4"	715071	700	each	0.1 lbs.



CORNER BRACES

	Corner Braces: Zinc plated, rust resistant finish. Heavy gauge steel construction. Countersunk screw holes.				
	1" x 1" x 1/2"	715075	2000	each	0.1 lbs.
	1-1/2" x 1-1/2" x 1/2"	715076	1,250	each	0.1 lbs.
	2" x 2" x 5/8"	715077	700	each	0.1 lbs.
	2-1/2" x 2-1/2" x 5/8"	715078	450	each	0.1 lbs.
	3" x 3" x 3/4"	715079	250	each	0.2 lbs.

PULL HANDLES

	Description	Part No.	Ctn. Qty.	U o M	Weight (ea.)
	Cylinder Hole Pull Handle: All aluminum construction. Overall size: 3-1/2" x 16". 1-1/8" Cylinder hole. Fits doors up to 2" thick. 1" x 7-1/2" Solid aluminum pull. 7" Hole centers. Furnished with studs for thru bolts. Cylinder and latch not included.	731959	5	each	1.0 lbs.
	Heavy Duty Pull Handle: Extruded aluminum. 7" Grip. Drilled and countersunk holes. Furnished with screws. Overall size 3-1/2" x 15".	731961	5	each	1.2 lbs.
	Push Plates: Extruded aluminum. Drilled and counter sunk holes. 3" x 12" 3-1/2" x 15"	731899	16	each	1.0 lbs.
		731604	16	each	1.0 lbs.
	Kick Plates: Extruded aluminum. Drilled and counter sunk holes. 6" x 36" 8" x 36" 10" x 34"	731897	8	each	1.0 lbs.
		731898	8	each	1.0 lbs.
		731590	8	each	1.0 lbs.

CRASH CHAINS

	Crash Chains: Heavy duty commercial strength. Two rugged compression springs with cast, mounting plates. Grey vinyl cover prevents scratching. Furnished with screws. 25" 30-1/2"	731962	10	each	1.0 lbs.
		731963	5	each	1.2 lbs.
	Spring and Chain Door Stop: Single spring. Zinc plated. Vinyl covered. Furnished with screws. 28"	731964	12	each	0.4 lbs.

PUT YOUR INVENTORY RIGHT OUT FRONT WITH CANNONBALL:HNP RETAIL DISPLAY CENTERS



With Retail Displays from CannonBall:HNP, your customers can easily find all the right components to complete the job right. Featuring an assembled and functional display header, our Retail Displays can be easily tailored for the product lines you carry to maximize your sales potential. A variety of display headers are available to support sales of all CannonBall:HNP product lines. Ask your Sales Representative today, and put your inventory right out front with CannonBall:HNP Retail Displays.



CNB-BH-BK001

555 Lawton Avenue | Beloit, Wisconsin 53512-0835
Phone: 608.365.2161 | Fax: 608.365.4565 | Toll Free: 800.766.2825 | www.cnbhnp.com