

# DEKTITE® AND RETROFIT DEKTITE® Pipe Flashings











The original flexible pipe flashing system with a 20 year warranty.



## Applications

-  Plumbing, Heating, Air Conditioning, Electrical and Exhaust Vents.

## Product Features

-  Made of long life, flexible, weatherproof gray EPDM rubber or red silicone.
-  Flexible, corrosion resistant aluminum base conforms to any panel configuration.
-  EPDM and silicone will not crack or break.
-  Pipe diameter markings are clearly indicated for accurate fitting.
-  Designed for 1/4" to 18" diameter pipes.
-  One piece construction is easy to install.
-  Pleated cone adjusts to any roof pitch and allows for complete flexibility.
-  EPDM has a continuous service temperature range of -65°F to +250°F.
-  Silicone has a continuous service temperature range of -40°F to +350°F.
-  Proven resistance to ozone and ultra-violet light.

## Product Specifications

Pipe Diameter Ranges.....1/4" to 18" - Dektite

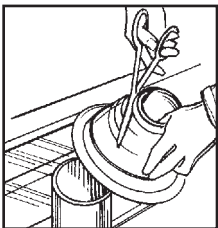
3/4" to 10" - Retrofit Dektite

1/4" to 18" - Silicone


Materials.....EPDM - Standard and Retrofit

Silicone - High Temperature


## Dektite Installation Guidelines




**STEP 1:** Cut Dektite at appropriate pipe diameter marking.




**STEP 2:** Slide Dektite flashing down over pipe.



**STEP 3:** Apply sealant on underside of flexible aluminum base.



**STEP 4:** Press Dektite base into contours of panel configuration.



**STEP 5:** Fasten Dektite to surface with Buildex Scots® self-drilling fasteners. Apply additional sealant around base if desired.

- Notes:**
- Dektite can be installed over or between the ribs of standard panels.
  - DO NOT** install over SSR or architectural panel seams.
  - Generally no sealant is required where the Dektite collar provides a compression fit around the pipe. However, some metal pipes and flues include a seam which may require a local application of sealant at the point where the Dektite collar crosses the seam.