


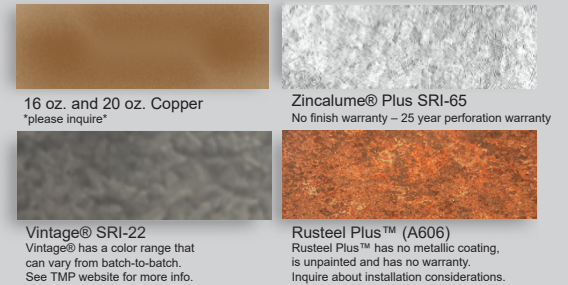
STANDARD COOL KYNAR 500® COLORS



PREMIUM METALLIC COOL KYNAR® COLORS



SPECIALIZED MATERIAL




FLATSHEET READY IN A FLASH.

Quality Products and Exception Service means your flatsheet order is produced, packaged, and ready to go the same day you order it (situation permitting).

Taylor Metal offers a flat sheet service that comes in 21 standard Cool Kynar 500® colors, 5 Premium Metallic Cool Kynar 500® colors and 4 Specialized Material, as well as ZINCALUME® Plus.

Painted flat sheets available in...

- Kynar 500® PVDF colors, ZINCALUME® Plus available in 24ga, 48-3/8" x 10', and 22ga, 48-3/8" x 10' sheets.
- Vintage® 24ga, 48-3/8" x 10' sheets.
- .032 thick, Kynar 500® Painted Aluminum.
- Rusteel Plus™ (A606) 22 gauge 48" x 10'
- 16 and 20 oz Real Copper available in 36" x 10 sheets (inquire for 48" x 10' Copper).



Flat Sheet

Nominal Gauge	Material and Finish Specifications	Yield (ksi)	Tensile (ksi)	Weight (lbs/sq-ft)
STEEL				
24ga	ASTM A792 and ASTM A653	50	65	.98
22ga	ASTM A792 and ASTM A653	50	65	1.20
ALUMINUM				
.032	3000-H14, 3105-H26, or 3105-H24 per ASTM B209	17*	20*	.57

STORAGE AND HANDLING

Store flat sheet in a dry, well ventilated area on level ground. Slightly elevate one end of bundles to allow drainage of wet materials. Support panels with blocks throughout escalation in elevation to prevent permanent deformation. If covering, allow ventilation around the panels. Protect panels against standing water and condensation between adjacent surfaces. If panels become wet, immediately separate sheets, wipe dry with clean cloth, and keep sheets separate for air-drying.

PROTECTIVE FILM

Remove film prior to installation. Products with film should not be stored in direct sunlight or under other UV source, and should not be left in extreme heat or cold for long periods.

DISSIMILAR METALS OR MATERIALS:

Where flat sheet may come in contact with dissimilar metals or treated lumber, fabricate transition to facilitate drainage and minimize possibility of galvanic action. Galvanic action can cause panels and trim to fail prematurely. At points of contact with dissimilar metal or treated lumber, coat panel and trim with protective paint or separate materials with a weatherproof underlayment. Direct contact or run-off from CCA, ACQ, CA, or other treated lumber (outdoor wood) or fire retardant impregnated or treated wood shakes or siding can cause flat sheet products to fail prematurely. Avoid contact with these materials.

OIL CANNING

Flat metal surfaces often display waviness commonly referred to as 'oil canning.' Oil canning is caused by a variety of conditions. Steel mill tolerances, variations in or uneven substrates and roofing underlayments. Oil canning is a characteristic of metal roofing, not a defect and is not a cause for rejection.

CUTTING/FORMING:

TMP recommends cutting panels and flashings with tin snips or shears. We do NOT recommend the use of saw blades or abrasive wheels - use may void warranties and reduce longevity, even in marine environments.

SAFETY:

Safety considerations are the responsibility of the installer and their crew. Be sure to use common sense and accepted industry standard safety practices when installing roofing materials. Always use proper safety equipment and attire to minimize risk of cuts or other injuries

