



Through Fastener Flashing Guide



Standard ArmorTech™ Coatings



ArmorTech™ Panel Coating Availability Chart

(X) Color Available (*) Please Inquire for Availability. Additional charges may apply.

Panels	Gauge	Polar White	Glacier White	Stone White	Ivory	Light Stone	Sandstone	Hickory	Sand Gold	Ash Grey	Sterling Grey	Charcoal Grey	Tile Red	Tahoe Blue	Pacific Blue	Sage Green	Forest Green	Pine Green	Desert Brown	Cocoa Brown	Kodiak Brown	Weathered Copper	Obsidian Black	Copper Penny	Zincalume® Plus **/ Galvalume® AZ-55	Galvanized G90	Rusteel Plus™ (A606)	
T-3™, Tuff Rib, GR-7™, Max Corr™	29	X	X	X	X	X	X	X		X	X	X	X	X	X	X	X	X	X	X	X	X	X	X	X			
T-3™, Tuff Rib, GR-7™, Max Corr™	26	*	X	X	X	X	X	X	X	X	X	X	X	X	X	X	X	X	*	X	X	X	X	X	X			
PBR, HR-34™, Marion "R" Panel™, Max Corr™	29		X																									
PBR, HR-34™, Marion "R" Panel™, Max Corr™	26	*	X	X	X	X	X	X	X	X	X	X	X	X	X	X	X	X	*	X	X	X	X	X	X			
PBR, HR-34™, Marion "R" Panel™, Max Corr™	24			*See Kynar® color chart for full color & gauge offering.																					X	X		
PBR, HR-34™, Marion "R" Panel™, Max Corr™	22			*See Kynar® color chart for full color & gauge offering.																							X	
PBR, HR-34™, Marion "R" Panel™, Max Corr™	.032 Alum.			*See Kynar® color chart for full color & gauge offering.																								
Classic 7⁄8" Corrugated™	26		X	X	X	X	X	X			X	X	X	X	X	X	X	X	X	X	X	X	X	X	X			
Classic 7⁄8" Corrugated™	24			*See Kynar® color chart for full color & gauge offering.																					X	*		
Classic 7⁄8" Corrugated™	22			*See Kynar® color chart for full color & gauge offering.																						*	*	X
Classic 7⁄8" Corrugated™	.032 Alum.			*See Kynar® color chart for full color & gauge offering.																								
2-1⁄2" Corrugated™	29/26																								X	X		

* Disclaimer: Zincalume® Plus / Galvalume® AZ-55 is a 55% aluminum, 45% zinc metallic coating over steel and has no finish warranty - 25 year perforation warranty provided.

Other Taylor Metal companies:



ROLLED STEEL PRODUCTS
a Taylor Metal Company

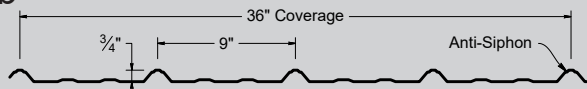
SRI=Solar Reflective Index, these are not paint codes.
Oil canning is not a cause for material rejection.
These printed chips provide a close representation of the colors.
Metal samples are available upon request.
Non-visible / sub-flashings are not provided in specific colors unless specified.

In partnership with:

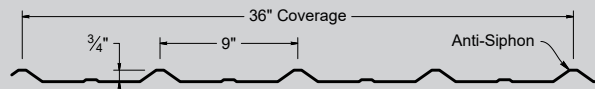


Panels shown in this brochure

Tuff Rib

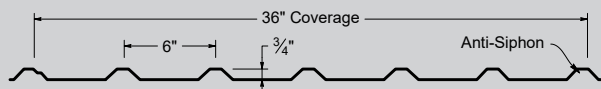


T-3™



GR-7™

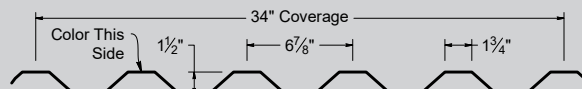
Shown in 26 Gauge



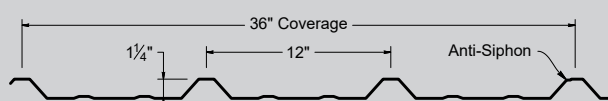
GR-7™ manufactured in 29 gauge does not include a purlin bearing leg on the underlap rib.

HR-34™

Standard Rolled Shown - Reverse Rolled Available

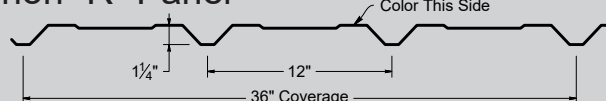


PBR

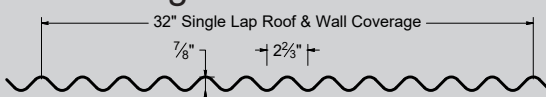


Marion "R" Panel™

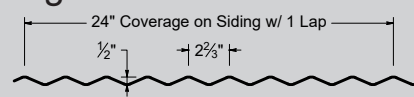
Reverse Rolled Shown



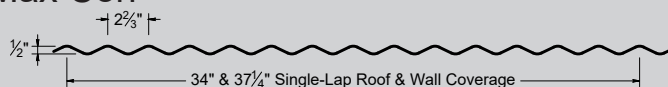
Classic 7/8" Corrugated™



2-1/2" Corrugated



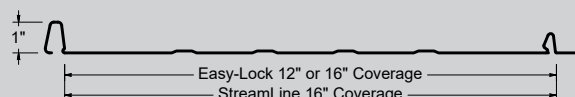
Max Corr™



Other popular panels offered by Taylor Metal Products

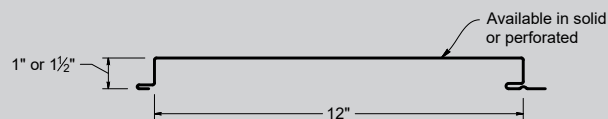
Easy-Lock™ / StreamLine™

Panel Options: Striations, Accent Ribs



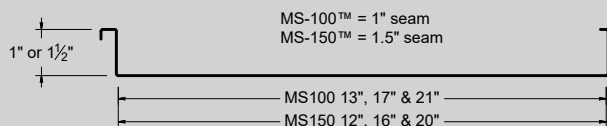
Lifetime Soffit™

Panel Options: Striations, Single or Double V-Grooves




MS100™ / MS150™

Panel Options: Striations, Accent Ribs, Flat Pan




SmoothWall™

Panel Options: Striations, Single or Double V-Grooves




MS200™

Panel Options: Striations, Accent Ribs, Flat Pan



Versa-Span™

Panel Options: Striations, Accent Ribs, Flat Pan



For our **entire** panel collection, panel options and additional information, visit www.taylormetal.com.

For sample requests, please go to www.taylormetal.com/forms

T-3™

Tuff Rib

GR-7™

(T3CET) .75 - Eave Trim	(T3CETG) .75 - Gutter Eave Trim	(T3ES) Standard Eave	(T3E4) 4" Eave	(T3SE6) .75 - 2x6 Step Eave	(T3CGL) .75 - Gable Trim - Large
(T3CMG) .75 - Gable Trim - Mini	(T3GS) .75 - Standard Gable	(T3SG6) .75 - 2x6 Step Gable	(T3SG8) .75 - 2x8 Step Gable	(T3RS) Standard Ridge	(T3RVW) Vented/Wide Ridge
(T3CR) Cabin Ridge	(T3UR) Universal Ridge	(T3RP) Peak Flashing	(T3VF) 28" W-Valley	(T3PCO) Outside Pitch Change	(T3PCI) Inside Pitch Change
(T3CO) .75 - Outside Corner	(T3CI) .75 - Inside Corner	(T3DE) Door Edge	(T3EW) Endwall	(T3SW) .75 - Sidewall	(T3BF) .75 - Base Flashing
(T3ZF) .75 - Z-Flashing	(T3DRC) .75 - Door Rail Cover	(T3CF) .75 - C-Flashing	(T3VJT) .75 - Vertical Jamb Trim	(T3CR1S) 1.5" x 5.5" Special Rake	(T3CR7S) 1.5" x 7" Special Rake

Door Accessories

(T3DJ5) Door Jamb 4-5/8" - 7-1/2"	(T3DJ7) Door Jamb 7-5/8" - 9-1/2"	(T3DJ9) Door Jamb 9-5/8" - 11-5/8"	(T3OJ5) Open Jamb 4-5/8" - 7-1/2"	(T3OJ7) Open Jamb 7-5/8" - 9-1/2"	(T3OJ9) Open Jamb 9-5/8" - 11-5/8"
(T3TCS) Single Track-Facemount	(T3TCSCB) Single Track-Studmount	(T3TDCB) Double Track-Studmount	(T3DO) Door Opening	(T3DRC) Door Rail Cover	(PBRDRC) Door Rail Cover

PBR

Marion "R" Panel™

(PBRES) Standard Eave	(PBRE4) 4" Eave	(PBRGS) PBR Gable	(PBRSG6) PBR 2x6 Step Gable	(PBRGBN) PBR Bull Nose Gable	(TPBRFR) PBR Formed Ridge
(PBRRS) Standard Ridge	(PBRRVW) Vented/Wide Ridge	(PBRCR) Cabin Ridge	(PBRUR) Universal Ridge	(PBRRP) Peak Flashing	(PBRVF) 28" W-Valley
(PBRPCO) Outside Pitch Change	(PBRPCI) Inside Pitch Change	(PBRCO) PBR Outside Corner	(PBRCI) PBR Inside Corner	(PBREW) Endwall	(PBRSW) PBR Sidewall
	(PBRBF) PBR Base Flashing	(PBRZF) PBR Z-Flashing	(PBRCF) PBR C-Flashing	(PBRVJT) Vertical Jamb Trim	

HR-34™

(HRES) HR-34 Eave	(HRGS) HR-34 Gable	(HRGSB) HR-34 Gable B	(HRRS) Standard Ridge	(HRRVW) Vented/Wide Ridge	(HRCR) Cabin Ridge
(HRRP) HR-34 Peak Flashing	(HRVF) 28" W-Valley	(HRPCO) Outside Pitch Change	(HRPCI) Inside Pitch Change	(HRCO) HR-34 Outside Corner	(HRCI) HR-34 Inside Corner
(HREW) HR-34 Endwall	(HRSW) HR-34 Sidewall	(HRBF) HR-34 Base Flashing	(HRZF) HR-34 Z-Flashing	(HRCF) HR-34 C-Flashing	(HRPS) HR-34 4" Perforated Strip

Classic 7/8" Corrugated

(CCES) Standard Eave	(CCGS) Classic Corr. Gable	(CCRS) Standard Ridge	(CCRVW) Vented/Wide Ridge	(CCCR) Cabin Ridge	(CCRP) Peak Flashing
(CCVF) 28" W-Valley	(CCPCO) Outside Pitch Change	(CCPCI) Inside Pitch Change	(CCCO) Classic Corr. Outside Corner	(CCCI) Classic Corr. Inside Corner	(CCEW) Endwall
(CCSW) Classic Corr. Sidewall	(CCBF) Classic Corr. Base Flashing	(CCZF) Classic Corr. Z-Flashing	(CCCF) Classic Corr. C-Flashing	(CCVJT) Vertical Jamb Trim	(CCCPO) Outside Corner Post
(CCCP) Inside Corner Post					

2-1/2" Corrugated / Max Corr™

(2CES) Standard Eave	(2CGS) Corr. Gable	(2CRS) Standard Ridge	(2CRVW) Vented/Wide Ridge	(2CCR) Cabin Ridge	(2CRP) Peak Flashing
(2CVF) 28" W-Valley	(2CPCO) Outside Pitch Change	(2CPCI) Inside Pitch Change	(2CCO) Corr. Outside Corner	(2CCI) Corr. Inside Corner	(2CEW) Endwall
(2CSW) Corr. Sidewall	(2CBF) .75" Base Flashing	(2CZF) Corr. Z-Flashing	(2CCF) Corr. C-Flashing	(2CVJT) Corr. Vertical Jamb Trim	