

Through Fastener Flashing Guide



Standard ArmorTech™ Coatings



ArmorTech™ Panel Coating Availability Chart

(x) Color Available (*) Please Inquire. Additional charges may apply.

| Panels | Gauge | Polar White | Glacier White | Stone White | Ivory | Light Stone | Sandstone | Hickory | Sand Gold | Ash Grey | Sterling Grey | Charcoal Grey | Tile Red | Tahoe Blue | Pacific Blue | Sage Green | Forest Green | Pine Green | Desert Brown | Cocoa Brown | Kodiak Brown | Weathered Copper | Obsidian Black | Copper Penny | Zincalume® Plus | G-90 Galvanized | Rusteel Plus® |
|---|-------|-------------|---------------|-------------|-------|-------------|-----------|---------|-----------|----------|---------------|---------------|----------|------------|--------------|------------|--------------|------------|--------------|-------------|--------------|------------------|----------------|--------------|-----------------|-----------------|---------------|
| T-3™, Tuff-Rib, GR-7™ | 29 | X | X | X | X | X | X | X | X | X | X | X | X | X | X | X | X | X | X | X | X | X | X | X | X | X | X |
| T-3™, Tuff-Rib, GR-7™, Max Corr™ | 26 | * | X | X | X | X | X | X | X | X | X | X | X | X | X | X | X | X | * | X | X | X | X | X | X | X | X |
| PBR, HR34™, Marion "R" Panel | 29 | | X | | | | | | | | | | | | | | | | | | | | | | | | |
| PBR, HR34™, Marion "R" Panel, Max Corr™ | 26 | * | X | X | X | X | X | X | X | X | X | X | X | X | X | X | X | X | * | X | X | X | X | X | X | X | X |
| PBR, HR34™, Marion "R" Panel, Max Corr™ | 24 | | | | | | | | | | | | | | | | | | | | | | | | X | X | |
| PBR, HR34™, Marion "R" Panel, Max Corr™ | 22 | | | | | | | | | | | | | | | | | | | | | | | | X | X | X |
| PBR, HR34™, Marion "R" Panel, Max Corr™ | Alum | | | | | | | | | | | | | | | | | | | | | | | | | | |
| Classic 7/8" Corrugated™ | 26 | | X | X | | X | | X | | | X | X | X | X | X | X | X | X | X | X | X | X | X | X | X | X | X |
| Classic 7/8" Corrugated™ | 24 | | | | | | | | | | | | | | | | | | | | | | | | X | X | |
| Classic 7/8" Corrugated™ | 22 | | | | | | | | | | | | | | | | | | | | | | | | X | X | X |
| Classic 7/8" Corrugated™ | Alum | | | | | | | | | | | | | | | | | | | | | | | | | | |
| 2-1/2" Corrugated™, GR-5 | 26/29 | | | | | | | | | | | | | | | | | | | | | | | | X | X | |

** Disclaimer: Zincalume® Plus / Galvalume® AZ-55 is a 55% aluminum, 45% zinc metallic coating over steel and has no finish warranty - 25 year perforation warranty provided

Other Taylor Metal companies:



In partnership with:



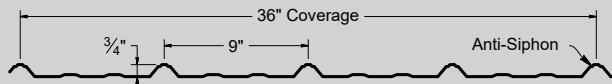
SRI=Solar Reflective Index, these are not paint codes.
 Oil canning is not a cause for material rejection.
 These printed chips provide a close representation of the colors.
 Metal samples are available upon request.
 Non-visible / sub-flashes are not provided in specific colors unless specified.

2-1/2" Corrugated / Max Corr™

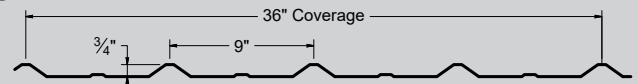
| | | | | | |
|-----------------------|------------------------------|-----------------------------|-----------------------------|----------------------------------|----------------------|
| (2CES) Standard Eave | (2CGS) Corr. Gable | (2CRS) Standard Ridge | (2CRVW) Vented/Wide Ridge | (2CCR) Cabin Ridge | (2CRP) Peak Flashing |
| | | | | | |
| (2CVF) 28" W-Valley | (2CPCO) Outside Pitch Change | (2CPCI) Inside Pitch Change | (2CCO) Corr. Outside Corner | (2CCI) Corr. Inside Corner | (2CEW) Endwall |
| | | | | | |
| (2CSW) Corr. Sidewall | (2CBF) .75" Base Flashing | (2CZF) Corr. Z-Flashing | (2CCF) Corr. C-Flashing | (2CVJT) Corr. Vertical Jamb Trim | |
| | | | | | |

Panels shown in this brochure

Tuff Rib

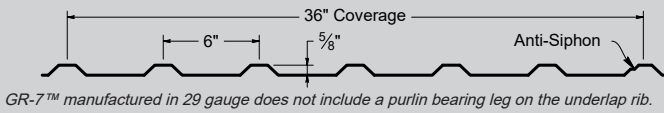


T-3™



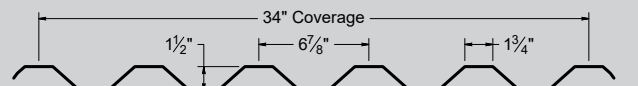
GR-7™

Shown in 26 Gauge

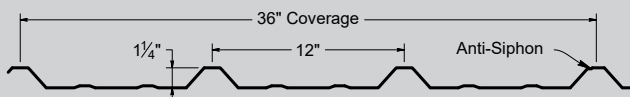


HR-34™

Standard Rolled Shown - Reverse Rolled Available

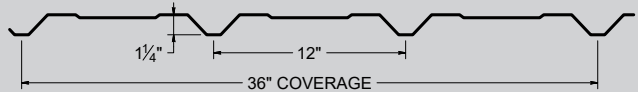


PBR

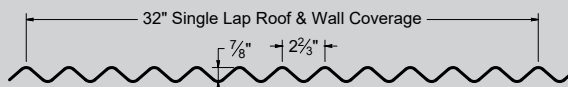


Marion "R" Panel™

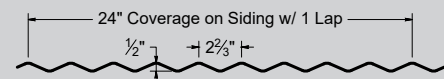
Reverse Rolled Shown



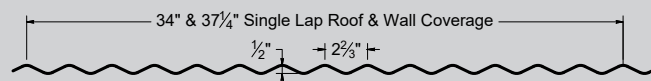
Classic 7/8" Corrugated™



2-1/2" Corrugated



Max Corr™



For our **entire** panel collection, panel options and additional information, visit www.taylormetal.com.

For sample requests, please go to www.taylormetal.com/forms

| | | | | | |
|---------------------------------|---------------------------------|------------------------------|----------------------------------|-----------------------------------|----------------------------------|
| (T3CET) .75 - Eave Trim | (T3CETG) .75 - Gutter Eave Trim | (T3ES) Standard Eave | (T3E4) 4" Eave | (T3SE6) .75 - 2x6 Step Eave | (T3CGL) .75 - Gable Trim - Large |
| | | | | | |
| (T3CMG) .75 - Gable Trim - Mini | (T3GS) .75 - Standard Gable | (T3SG6) .75 - 2x6 Step Gable | (T3SG8) .75 - 2x8 Step Gable | (T3RS) Standard Ridge | (T3RVW) Vented/Wide Ridge |
| | | | | | |
| (T3CR) Cabin Ridge | (T3UR) Universal Ridge | (T3RP) Peak Flashing | (T3VF) 28" W-Valley | (T3PCO) Outside Pitch Change | (T3PCI) Inside Pitch Change |
| | | | | | |
| (T3CO) .75 - Outside Corner | (T3CI) .75 - Inside Corner | (T3DE) Door Edge | (T3EW) Endwall | (T3SW) .75 - Sidewall | (T3BF) .75 - Base Flashing |
| | | | | | |
| (T3ZF) .75 - Z-Flashing | (T3MC) Mini Corner | (T3CF) .75 - C-Flashing | (T3VJT) .75 - Vertical Jamb Trim | (T3CR1S) 1.5" x 5.5" Special Rake | (T3CR7S) 1.5" x 7" Special Rake |
| | | | | | |
| (T3RLTH) Hemmed LT Ridge Cap | (T3PAN) Pan Flashing | (T3RP4) 4" Peak Cap | (T3SR) Soffit Ridge | (T3PF) Prow | (T3MMG) Modified Mini Gable |
| | 16.75" S.O. | | | | |
| (T3APCI) .75 Alt. Inside Pitch | (T3STG) .75 Style G | (T3SSTG) .75 Special Style G | (T3E33) .75 3"x3" Drip | (T3SCF) .75 Soffit C-Flashing | (T3FT5) .75 Fascia Trim |
| | | | | | |
| (T3FT7) .75 Fascia Trim 7-5/8" | (T3FT9) .75 Fascia Trim 9-5/8" | (T3AEW) .75 Alt. Endwall | (T3GRS) .75 Gravel Stop | (T3RSB) .75 RSP Snow Break | |
| | | | | | |

Door Accessories

| | | | | | |
|---------------------------------------|---------------------------------------|------------------------------------|-----------------------------------|-----------------------------------|------------------------------------|
| (T3DJ5) Door Jamb 4-5/8" - 7-1/2" | (T3DJ7) Door Jamb 7-5/8" - 9-1/2" | (T3DJ9) Door Jamb 9-5/8" - 11-1/2" | (T3OJ5) Open Jamb 4-5/8" - 7-1/2" | (T3OJ7) Open Jamb 7-5/8" - 9-1/2" | (T3OJ9) Open Jamb 9-5/8" - 11-1/2" |
| | | | | | |
| (T3TCS) Single Track-Facemount | (T3TCSB) Single Track-Studmount | (T3TDCB) Double Track-Studmount | (T3DO) Door Opening | (T3DRC) Door Rail Cover | (PBRDRC) Door Rail Cover |
| | | | | | |
| (T3ATCS) Alt. Single Door Track Cover | (T3ATCD) Alt. Double Door Track Cover | | | | |
| | | | | | |

PBR

Marion "R" Panel™

| | | | | | |
|-------------------------------|------------------------------|----------------------------|-----------------------------|------------------------------|---------------------------|
| (PBRES) Standard Eave | (PBRE4) 4" Eave | (PBRGS) PBR Gable | (PBRSG6) PBR 2x6 Step Gable | (PBRGBN) PBR Bull Nose Gable | (TPBRFR) PBR Formed Ridge |
| | | | | | |
| (PBRRS) Standard Ridge | (PBRRVW) Vented/Wide Ridge | (PBRCR) Cabin Ridge | (PBRUR) Universal Ridge | (PBRRP) Peak Flashing | (PBRVF) 28" W-Valley |
| | | | | | |
| (PBRPCO) Outside Pitch Change | (PBRPCI) Inside Pitch Change | (PBRCO) PBR Outside Corner | (PBRCI) PBR Inside Corner | (PBREW) Endwall | (PBRSW) PBR Sidewall |
| | | | | | |
| | (PBRBF) PBR Base Flashing | (PBRZF) PBR Z-Flashing | (PBRCF) PBR C-Flashing | (PBRVJT) Vertical Jamb Trim | |
| | | | | | |

HR-34™

| | | | | | |
|----------------------------|-----------------------|------------------------------|-----------------------------|-----------------------------|----------------------------------|
| (HRES) HR-34 Eave | (HRGS) HR-34 Gable | (HRGSB) HR-34 Gable B | (HRRS) Standard Ridge | (HRRVW) Vented/Wide Ridge | (HRCR) Cabin Ridge |
| | | | | | |
| (HRRP) HR-34 Peak Flashing | (HRVF) 28" W-Valley | (HRPCO) Outside Pitch Change | (HRPCI) Inside Pitch Change | (HRCO) HR-34 Outside Corner | (HRCI) HR-34 Inside Corner |
| | | | | | |
| (HREW) HR-34 Endwall | (HRSW) HR-34 Sidewall | (HRBF) HR-34 Base Flashing | (HRZF) HR-34 Z-Flashing | (HRCF) HR-34 C-Flashing | (HRPS) HR-34 4" Perforated Strip |
| | | | | | |

Classic 7/8" Corrugated

| | | | | | |
|-------------------------------|------------------------------------|---------------------------------|-------------------------------------|------------------------------------|-----------------------------|
| (CCES) Standard Eave | (CCGS) Classic Corr. Gable | (CCRS) Standard Ridge | (CCRVW) Vented/Wide Ridge | (CCCR) Cabin Ridge | (CCRP) Peak Flashing |
| | | | | | |
| (CCVF) 28" W-Valley | (CCPCO) Outside Pitch Change | (CCPCI) Inside Pitch Change | (CCCO) Classic Corr. Outside Corner | (CCCI) Classic Corr. Inside Corner | (CCEW) Endwall |
| | | | | | |
| (CCSW) Classic Corr. Sidewall | (CCBF) Classic Corr. Base Flashing | (CCZF) Classic Corr. Z-Flashing | (CCCF) Classic Corr. C-Flashing | (CCVJT) Vertical Jamb Trim | (CCCPO) Outside Corner Post |
| | | | | | |
| (CCCPI) Inside Corner Post | | | | | |
| | | | | | |