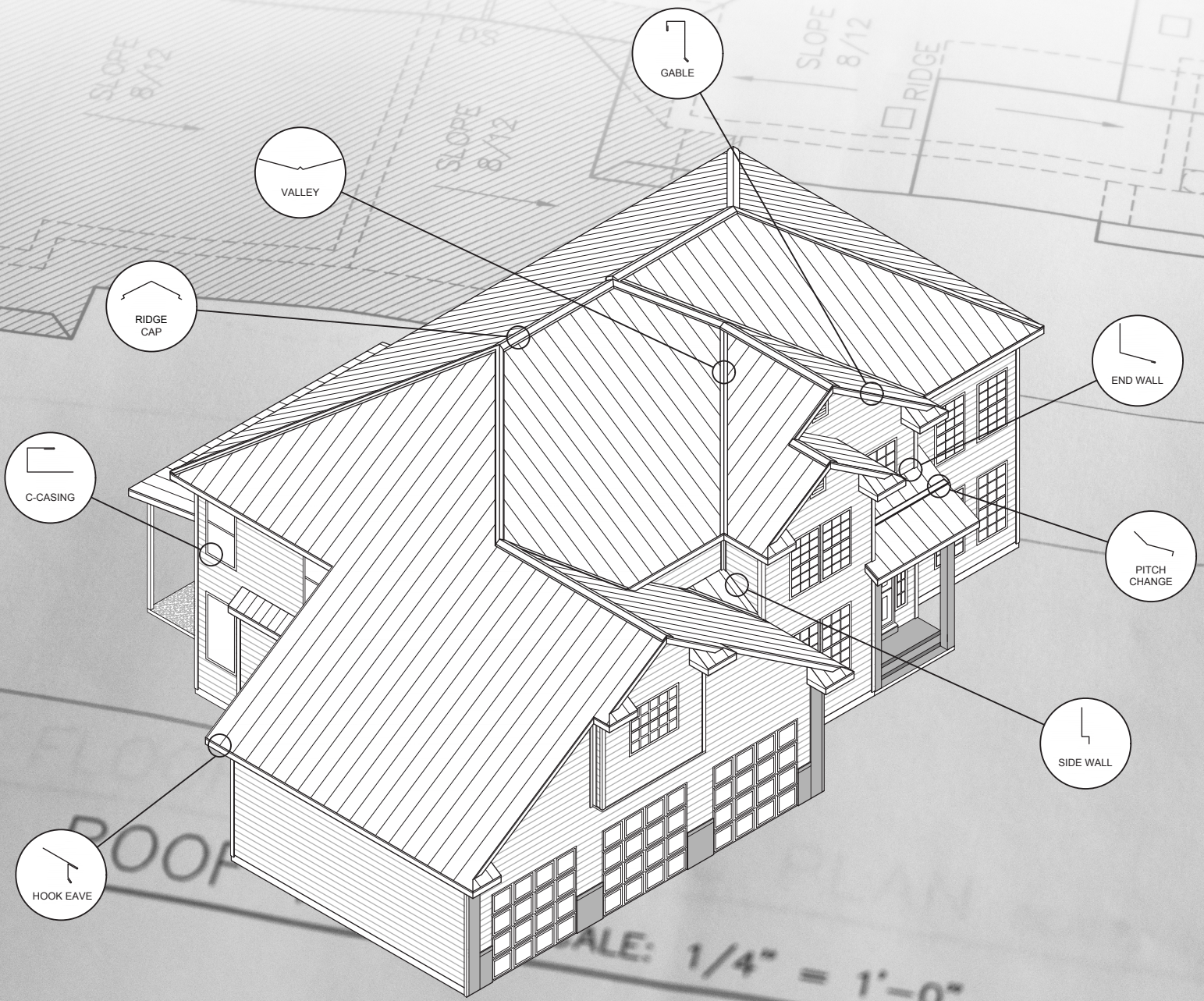





# Residential Flashing Guide


## Spokane, WA



# Standard Kynar 500® PVDF Resin — Easy-Lock™, SmoothWall™, Lifetime Soffit™ & MS-150™ Only



## PREMIUM METALLIC COOL KYNAR 500® COLORS



## SPECIALIZED MATERIAL



# Standard ArmorTech™ Coatings — Loc-Rib™, StreamLine™ & MS-150™



**ROLLED STEEL PRODUCTS**  
a Taylor Metal Company

SRI-Solar Reflectance Index, these are not paint codes. Oil canning is not a cause for material rejection. These printed chips provide a close representation of the colors. Metal samples are available upon request. See inside for panel, gauge & color availability.

In partnership with:




PVDF is a fluoropolymer that is manufactured under the trademarked names Kynar 500® and Duranar (PPG). Paint finishes containing a minimum 70% PVDF resin meet the high-performance weathering criteria established by the American Architectural Manufacturing Association and are allowed to carry the Kynar500® trademarked name. ZINCALUME® & ZINCALUME® Plus are registered trademarks of Bluescope Ltd. Galvalume® is a registered trademark of BIEC International, Inc. Vintage® is a registered trademark of Steelscape, Inc. Kynar® and Kynar 500® is a registered trademarks of Arkema, Inc.

# Panels shown in this brochure

## StreamLine™ / Easy-Lock™

Panel Options: Striations, Accent Ribs



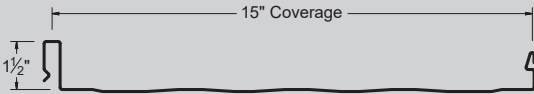
## Loc-Rib™

Panel Options: Accent Ribs



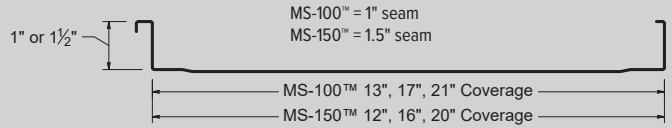
## SL-15™

Panel Options: Striations, Pencil Nibs, Flat Pan



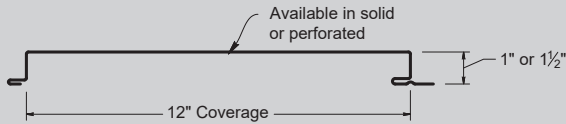
## MS-100™/MS-150™

Panel Options: Striations, Accent Ribs, Flat Pan




## Lifetime Soffit™

Panel Options: Single or Double V-Grooves or Striated



## Smoothwall™


Panel Options: Single or Double V-Grooves or Striated



# Other popular panels offered by Taylor Metal Products


## MS-200™

Panel Options: Striations, Accent Ribs, Flat Pan




## Versa-Span™

Panel Options: Striations, Accent Ribs, Flat Pan

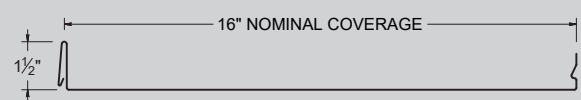


## 7/8" Classic Corrugated™



## Slim-Lock™

Panel Options: Striations, Accent Ribs, Flat Pan



*(Nominal coverage - panel coverage can vary slightly with some panel configurations. Inquire for more details)*

For our **entire** panel collection, panel options and additional information, visit [www.taylormetal.com](http://www.taylormetal.com).

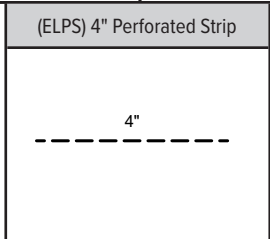
For sample requests, go to [taylormetal.com/forms/sample-request-form/](http://taylormetal.com/forms/sample-request-form/)



# Easy-Lock™ / SL-15™ 10' Flashings

(ELELP) Eave Low Pitch	(ELE15) 1½" Eave	(ELEH) Hook Eave	(ELE13) 1X3 Eave	(ELGN) Narrow Gable	(ELGC) Compensating Gable
(ELGCH) Hemmed Compensating Gable	(ELGG17) Gable G-17	(ELGB) Box Gable	(ELGBNH) Box Gable No Hem	(ELPF) Prow	(ELRFV) Ridge Full Vented
(ELRS) Field Notched Ridge	(ELR17) R-17 Ridge	(ELREC) Field Notched Peak Flashing	(ELRECH) Hemmed Peak Flashing	(ELRECV) Vented Peak Flashing	(ELHS) Field Notched Hip
(ELHR5.625) Hip/Ridge	(ELHR7) Hip/Ridge	(ELVF24) 24" Valley Flashing	(ELVF24H) 24" Valley Flashing Hemmed	(ELVFW) Wide Valley Flashing	(ELSW) Sidewall
(ELSWC) Compensating Sidewall	(ELEWH) Hemmed Endwall	(ELEWN) Field Notched Endwall	(ELPAN) Pan	(ELP3) 3.5" Pan	(ELP5) 5.5" Pan
(ELEW17) EW-17 Vented Endwall	(ELPCIN) Field Notched Inside Pitch Change	(ELPCON) Field Notched Outside Pitch Change	(ELPCOH) Outside Pitch Change Hemmed	(ELPCIH) Inside Pitch Change Hemmed	(ELSR) Reversing Strip
(ELOC) Offset Cleat	(ELSF) Support Flashing	(ELBGC) Gable Cleat	(ELRECC) Peak Cleat	(ELCF) Standard C-Casing	(ELZC) Zee Closure

Note: ELSF uses Foam Closures



# StreamLine™ / Loc-Rib™ 12'6" Flashings

(SLELP) Eave Low Pitch 	(SLE15) 1 1/2" Eave 	(SLEH) Hook Eave 	(SLE13) 1X3 Eave 	(SLGN) Narrow Gable 	(SLGC) Compensating Gable 
(SLGCH) Hemmed Compensating Gable 	(SLGG17) Gable G-17 	(SLGB) Box Gable 	(SLGBNH) Box Gable No Hem 	(SLPF) Prow 	(SLRFV) Ridge Full Vented 
(SLRS) Field Notched Ridge 	(SLR17) R-17 Ridge 	(SLREC) Field Notched Peak Flashing 	(SLRECH) Hemmed Peak Flashing 	(SLRECV) Vented Peak Flashing 	(SLHS) Field Notched Hip 
(SLHR5.625) Hip/Ridge 	(SLHR7) Hip/Ridge 	(SLVF24) 24" Valley Flashing 	(SLVF24H) 24" Valley Flashing Hemmed 	(SLVFW) Wide Valley Flashing 	(SLSW) Sidewall 
(SLSWC) Compensating Sidewall 	(SLEWH) Hemmed Endwall 	(SLEWN) Field Notched Endwall 	(SLPAN) Pan 	(SLP3) 3.5" Pan 	(SLP5) 5.5" Pan 
(SLEW17) EW-17 Vented Endwall 	(SLPCIN) Field Notched Inside Pitch Change 	(SLPCON) Field Notched Outside Pitch Change 	(SLPCOH) Outside Pitch Change Hemmed 	(SLPCIH) Inside Pitch Change Hemmed 	(SLSR) Reversing Strip 
(SLOC) Offset Cleat 	(SLSF) Support Flashing 	(SLGCL) Gable Cleat 	(SLRECC) Peak Cleat 	(SLCF) Standard C-Casing 	(SLZC) Zee Closure 

Note: SLOC only available as 24ga 10' flashings

Note: SLSF only available as 24ga 10' flashings

Note: SLGCL only available as 24ga 10' flashings

Note: SLRECC only available as 24ga 10' flashings

Note: SLSR only available as 24g 10' flashings

