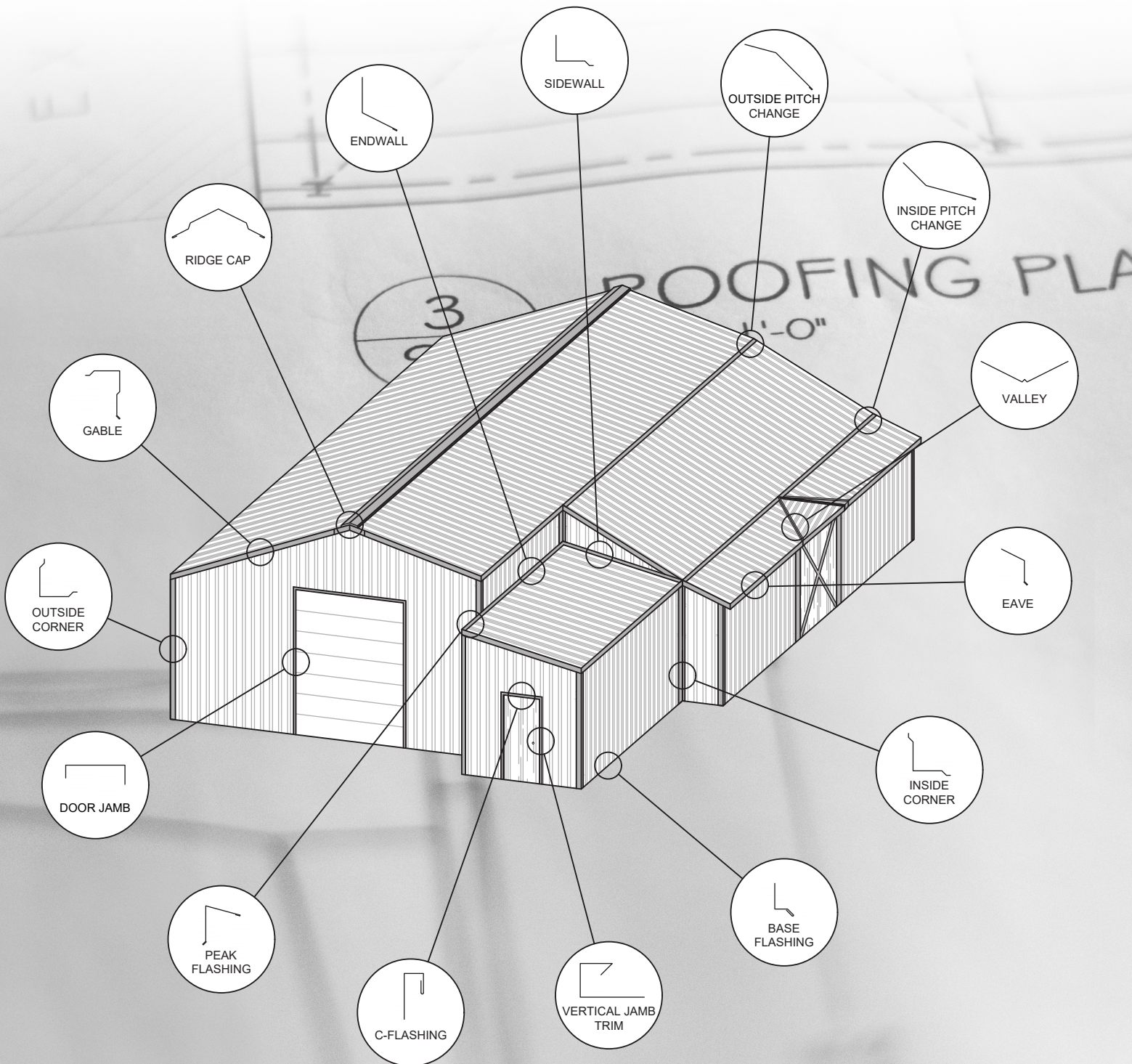




Through Fastener Flashing Guide

Auburn, WA



Standard ArmorTech™ Coatings



ArmorTech™ Panel Coating Availability Chart

(X) Color Available (*) Please Inquire for Availability. Additional charges may apply.

Panels	Gauge	Polar White	Glacier White	Stone White	Ivory	Light Stone	Sandstone	Hickory	Sand Gold	Ash Grey	Sterling Grey	Charcoal Grey	Tile Red	Tahoe Blue	Pacific Blue	Sage Green	Forest Green	Pine Green	Desert Brown	Cocoa Brown	Kodiak Brown	Weathered Copper	Obsidian Black	Copper Penny	Satin Black	Zincalume® Plus	Galvanized G-90	Rusteel Plus™ (A606)		
Ultra-Panel	29	X	X	X	X	X	X	X		X	X	X	X	X	X	X	X	X	X	X	X	X	X	X	X	X	X			
2.5" Corrugated	29		X																							X	X			
2.5" Corrugated	26																									X	X			
T-3™, GR-7™	29	X	X	X	X	X	X	X		X	X	X	X	X	X	X	X	X	X	X	X	X	X	X	X	X	X			
GR-7™	26	X	X	X	X	X	X	X	X	X	X	X	X	X	X	X	X	X	*	X	X	X	X	X	*	X	X			
PBR, HR-34™, Marion "R" Panel	29		X																											
PBR, HR-34™, Marion "R" Panel, Max Corr™	26	X	X	X	X	X	X	X	*	X	X	X	X	X	X	X	X	X	*	X	X	X	X	X	*	X	X			
PBR, HR-34™, Marion "R" Panel, Max Corr™	24					*See Kynar® color chart for full color & gauge offering																				X	X			
PBR, HR-34™, Marion "R" Panel, Max Corr™	22					*See Kynar® color chart for full color & gauge offering																					X	X	X	
PBR, HR-34™, Marion "R" Panel, Max Corr™	.032 Alum					*See Kynar® color chart for full color & gauge offering																								
Classic 7/8" Corrugated™	26	*	X	X	*	X	X	*	X	*	X	X	X	X	X	X	X	X	X	X	X	X	X	X	X	X	X			
Classic 7/8" Corrugated™	24					*See Kynar® color chart for full color & gauge offering																						X	X	
Classic 7/8" Corrugated™	22					*See Kynar® color chart for full color & gauge offering																						X	X	X
Classic 7/8" Corrugated™	.032 Alum					*See Kynar® color chart for full color & gauge offering																								

Disclaimer: Zincalume® Plus / Galvalume® AZ-55 is a 55% aluminum, 45% zinc metallic coating over steel and has no finish warranty - 25 year perforation warranty provided.

SRI=Solar Reflective Index, these are not paint codes.

Oil canning is not a cause for material rejection.

These printed chips provide a close representation of the colors.

Metal samples are available upon request.

Non-visible / sub-flashings are not provided in specific colors unless specified.

Other Taylor Metal companies:



In partnership with:



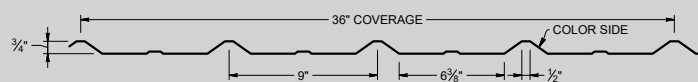
December 2025

Panels shown in this brochure

Ultra-Panel™

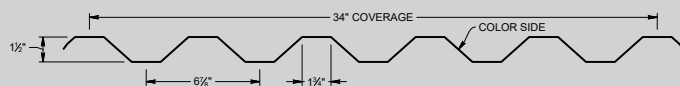


T-3™



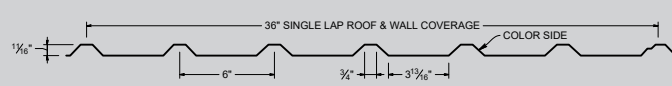
HR-34™

Standard Rolled Shown - Reverse Rolled Available



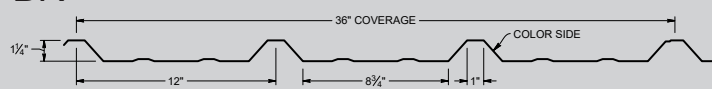
GR-7™

GR-7™ manufactured in 29 gauge does not include a purlin bearing leg on the underlap rib.

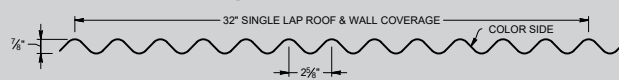


PBR

Standard Rolled Shown - Reverse Rolled Available

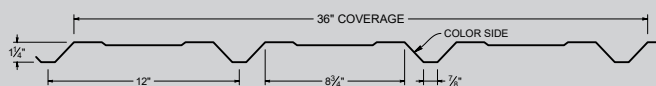


Classic 7/8" Corrugated™

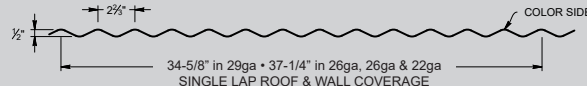


Marion "R" Panel™

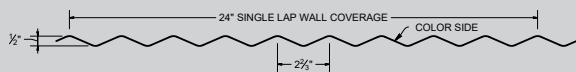
Standard Rolled Shown - Reverse Rolled Available



Max Corr™



2-1/2" Corrugated




StreamLine™

(Not shown in brochure)



Board and Batten

(Not shown in brochure)



2-1/2" Corrugated / Max Corr™

(2CES) Standard Eave	(2CGS) Corr. Gable	(2CRS) Standard Ridge	(2CRVW) Vented/Wide Ridge	(2CCR) Cabin Ridge	(2CRP) Peak Flashing
(2CVF) 28" W-Valley	(2CPCO) Outside Pitch Change	(2CPCI) Inside Pitch Change	(2CCO) Corr. Outside Corner	(2CCI) Corr. Inside Corner	(2CEW) Endwall
(2CSW) Corr. Sidewall	(2CBF) .75\" Base Flashing	(2CZF) Corr. Z-Flashing	(2CCF) Corr. C-Flashing	(2CVJT) Corr. Vertical Jamb Trim	

For our **entire** panel collection, panel options and additional information, visit www.taylormetal.com.

For sample requests, go to taylormetal.com/forms/sample-request-form/

(T3CET) .75 - Eave Trim	(T3CETG) .75 - Gutter Eave Trim	(T3ES) Standard Eave	(T3E4) 4" Eave	(T3SE6) .75 - 2x6 Step Eave	(T3CGL) .75 - Gable Trim - Large
(T3CMG) .75 - Gable Trim - Mini	(T3GS) .75 - Standard Gable	(T3SG6) .75 - 2x6 Step Gable	(T3SG8) .75 - 2x8 Step Gable	(T3RS) Standard Ridge	(T3RVW) Vented/Wide Ridge
(T3CR) Cabin Ridge	(T3UR) Universal Ridge	(T3RP) Peak Flashing	(T3VF) 28" W-Valley	(T3PCO) Outside Pitch Change	(T3PCI) Inside Pitch Change
(T3CO) .75 - Outside Corner	(T3CI) .75 - Inside Corner	(T3DE) Door Edge	(T3EW) Endwall	(T3SW) .75 - Sidewall	(T3BF) .75 - Base Flashing
(T3ZF) .75 - Z-Flashing	(T3MC) Mini Corner	(T3CF) .75 - C-Flashing	(T3VJT) .75 - Vertical Jamb Trim	(T3CR1S) 1.5" x 5.5" Special Rake	(T3CR7S) 1.5" x 7" Special Rake
(T3RLTH) Hemmed LT Ridge Cap	(T3PAN) Pan Flashing	(T3RP4) 4" Peak Cap	(T3SR) Soffit Ridge	(T3PF) Prow	(T3MMG) Modified Mini Gable
(T3APCI) .75 Alt. Inside Pitch	(T3STG) .75 Style G	(T3SSTG) .75 Special Style G	(T3E33) .75 3"x3" Drip	(T3SCF) .75 Soffit C-Flashing	(T3FT5) .75 Fascia Trim 5-5/8"
(T3FT7) .75 Fascia Trim 7-5/8"	(T3FT9) .75 Fascia Trim 9-5/8"	(T3AEW) .75 Alt. Endwall	(T3GRS) .75 Gravel Stop	(T3RSB) .75 RSP Snow Break	

Door Accessories

(T3DJ5) Door Jamb 4-5/8" - 7-1/2"	(T3DJ7) Door Jamb 7-5/8" - 9-1/2"	(T3DJ9) Door Jamb 9-5/8" - 11-1/2"	(T3OJ5) Open Jamb 4-5/8" - 7-1/2"	(T3OJ7) Open Jamb 7-5/8" - 9-1/2"	(T3OJ9) Open Jamb 9-5/8" - 11-1/2"
(T3TCS) Single Track-Facemount	(T3TCSB) Single Track-Studmount	(T3TDCB) Double Track-Studmount	(T3DO) Door Opening	(T3DRC) Door Rail Cover	(PBRDRC) Door Rail Cover
(T3ATCS) Alt. Single Door Track Cover	(T3ATCD) Alt. Double Door Track Cover				

PBR

Marion "R" Panel™

(PBRES) Standard Eave	(PBRE4) 4" Eave	(PBRGS) PBR Gable	(PBRSG6) PBR 2x6 Step Gable	(PBRGBN) PBR Bull Nose Gable	(TPBRFR) PBR Formed Ridge
(PBRRS) Standard Ridge	(PBRRVW) Vented/Wide Ridge	(PBRCR) Cabin Ridge	(PBRUR) Universal Ridge	(PBRRP) Peak Flashing	(PBRVF) 28" W-Valley
(PBRPCO) Outside Pitch Change	(PBRPCI) Inside Pitch Change	(PBRCO) PBR Outside Corner	(PBRCI) PBR Inside Corner	(PBREW) Endwall	(PBRSW) PBR Sidewall
	(PBRBF) PBR Base Flashing	(PBRZF) PBR Z-Flashing	(PBRCF) PBR C-Flashing	(PBRVJT) Vertical Jamb Trim	

HR-34™

(HRES) HR-34 Eave	(HRGS) HR-34 Gable	(HRGSB) HR-34 Gable B	(HRRS) Standard Ridge	(HRRVW) Vented/Wide Ridge	(HRCR) Cabin Ridge
(HRRP) HR-34 Peak Flashing	(HRVF) 28" W-Valley	(HRPCO) Outside Pitch Change	(HRPCI) Inside Pitch Change	(HRCO) HR-34 Outside Corner	(HRCI) HR-34 Inside Corner
(HREW) HR-34 Endwall	(HRSW) HR-34 Sidewall	(HRBF) HR-34 Base Flashing	(HRZF) HR-34 Z-Flashing	(HRCF) HR-34 C-Flashing	(HRPS) HR-34 4" Perforated Strip

Classic 7/8" Corrugated

(CCES) Standard Eave	(CCGS) Classic Corr. Gable	(CCRS) Standard Ridge	(CCRVW) Vented/Wide Ridge	(CCCR) Cabin Ridge	(CCRP) Peak Flashing
(CCVF) 28" W-Valley	(CCPCO) Outside Pitch Change	(CCPCI) Inside Pitch Change	(CCCO) Classic Corr. Outside Corner	(CCCI) Classic Corr. Inside Corner	(CCEW) Endwall
(CCSW) Classic Corr. Sidewall	(CCBF) Classic Corr. Base Flashing	(CCZF) Classic Corr. Z-Flashing	(CCCF) Classic Corr. C-Flashing	(CCVJT) Vertical Jamb Trim	(CCCPO) Outside Corner Post
(CCCPI) Inside Corner Post					