


**TAYLOR**  
**METAL PRODUCTS**

# Through Fastener Flashing Guide


Southwest California




# Standard ArmorTech™ Coatings




Polar White  
SRI-90




Glacier White  
SRI-85



Stone White  
SRI-71



Ivory  
SRI-68




Light Stone  
SRI-68




Sandstone  
SRI-55




Hickory  
SRI-48



Ash Grey  
SRI-58



Sterling Grey  
SRI-45



Charcoal Grey  
SRI-25



Tahoe Blue  
SRI-25



Pacific Blue  
SRI-25




Sage Green  
SRI-31




Forest Green  
SRI-32



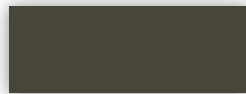
Pine Green  
SRI-29




Desert Brown  
SRI-24




Cocoa Brown  
SRI-27



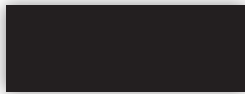
Kodiak Brown  
SRI-22




Weathered Copper  
SRI-24



Tile Red  
SRI-33



Obsidian Black  
SRI-NA  
(Formerly: Black)




Copper Penny  
SRI-60



Satin Black  
SRI-27  
Available November 2025



Zincalume® Plus/\*\*(AZ55)  
Galvalume® SRI-65



Galvanized G-90  
No finish warranty -  
No perforation warranty



Rustee Plus™ (A606)  
Rustee Plus™ has no metallic  
coating, is unpainted, and has no  
warranty.

PVDF is a fluoropolymer that is manufactured under the trademarked names Kynar 500® and Duranar®(PPG). Paint finishes containing a minimum 70% PVDF resin meet the high-performance weathering criteria established by the American Architectural Manufacturing Association and are allowed to carry the Kynar500® trademarked name. Zincalume® & Zincalume® Plus are registered trademarks of Bluescope Ltd. Galvalume® is a registered trademark of BIEC International, Inc. Vintage® is a registered trademark of Steelscape, Inc. Kynar® and Kynar 500® is a registered trademarks of Arkema, Inc.

ArmorTech™ Panel Coating Availability Chart

(x) Color Available (\*) Please Inquire. Additional charges may apply.

Panels	Gauge	Polar White	Glacier White	Stone White	Ivory	Light Stone	Sandstone	Hickory	Ash Grey	Sterling Grey	Charcoal Grey	Tile Red	Tahoe Blue	Pacific Blue	Sage Green	Forest Green	Pine Green	Desert Brown	Cocoa Brown	Kodiak Brown	Weathered Copper	Obsidian Black	Copper Penny	Satin Black	Zincalume® Plus	G-90 Galvanized	Rusteel Plus®		
T-3™ , Tuff-Rib, GR-7™	29	X	X	X	X	X	X	X	X	X	X	X	X	X	X	X	X	X	X	X	X	X	X	X	X	X			
T-3™ , Tuff-Rib, GR-7™ , Max Corr™	26	*	X	X	X	X	X	X	X	X	X	X	X	X	X	X	X	*	X	X	X	X	X	*	X	X			
PBR, HR34™ , Marion "R" Panel	29		X																										
PBR, HR34™ , Marion "R" Panel, Max Corr™	26	*	X	X	X	X	X	X	X	X	X	X	X	X	X	X	X	*	X	X	X	X	X	*	X	X			
PBR, HR34™ , Marion "R" Panel, Max Corr™	24			*See Kynar 500® PVDF color chart																						X	X		
PBR, HR34™ , Marion "R" Panel, Max Corr™	22			*See Kynar 500® PVDF color chart																							X	X	X
PBR, HR34™ , Marion "R" Panel, Max Corr™	Alum			*See Kynar 500® PVDF color chart																									
Classic 7/8" Corrugated™	26		X	X		X		X		X	X	X	X	X	X	X	X	X	X	X	X	X	X	X	X	X			
Classic 7/8" Corrugated™	24			*See Kynar 500® PVDF color chart																							X	X	
Classic 7/8" Corrugated™	22			*See Kynar 500® PVDF color chart																							X	X	X
Classic 7/8" Corrugated™	Alum			*See Kynar 500® PVDF color chart																									
2-1/2" Corrugated™ , GR-5	26/29																									X	X		

\*\* Disclaimer: Zincalume® Plus / Galvalume® AZ-55 is a 55% aluminum, 45% zinc metallic coating over steel and has no finish warranty - 25 year perforation warranty provided

Other Taylor Metal companies:



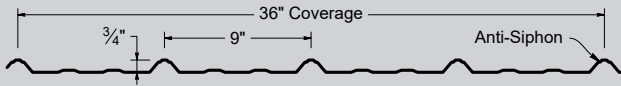
SRI=Solar Reflective Index, these are not paint codes.  
Oil canning is not a cause for material rejection.  
These printed chips provide a close representation of the colors.  
Metal samples are available upon request.  
Non-visible / sub-flashings are not provided in specific colors unless specified.

In partnership with:

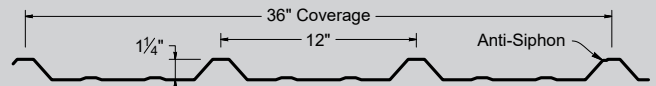


# Panels shown in this brochure

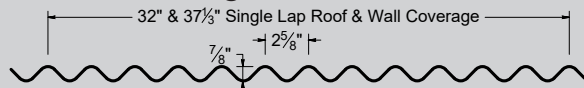
## Tuff Rib



## PBR



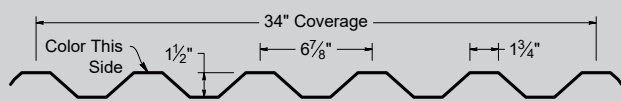
## Classic 7/8" Corrugated™



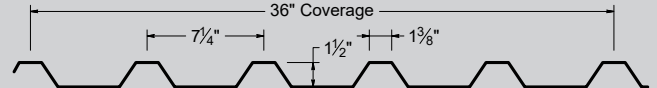
32" and 37-1/3" coverage is available in 22ga, 24ga, and Aluminum. 32" coverage is also available in 26ga.

## HR-34™

Longer Lead Time May Apply Standard Rolled Shown - Reverse Rolled Available

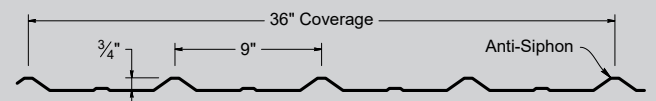


## BR-36



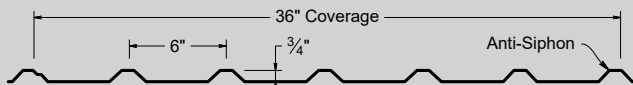
## T-3™

Longer Lead Time May Apply



## GR-7™

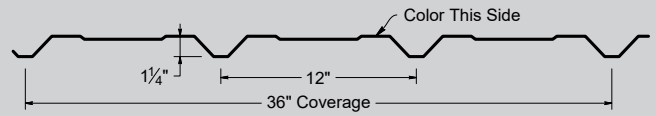
Longer Lead Time May Apply Shown in 26 Gauge



GR-7™ manufactured in 29 gauge does not include a purlin bearing leg on the underlap rib.

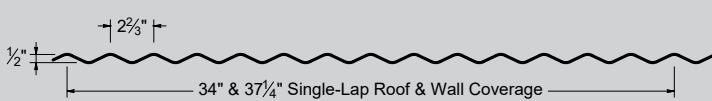
## Marion "R" Panel™

Longer Lead Time May Apply Reverse Rolled Shown



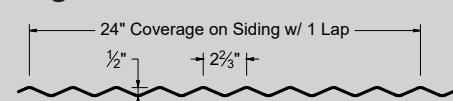
## Max Corr™

Longer Lead Time May Apply



## 2-1/2" Corrugated

Longer Lead Time May Apply



For our **entire** panel collection, panel options and additional information, visit [www.taylormetal.com](http://www.taylormetal.com).

For sample requests, please go to [www.taylormetal.com/forms](http://www.taylormetal.com/forms)

## 2-1/2" Corrugated / Max Corr™

(2CES) Standard Eave	(2CGS) Corr. Gable	(2CRS) Standard Ridge	(2CRVW) Vented/Wide Ridge	(2CCR) Cabin Ridge	(2CRP) Peak Flashing
(2CVF) 28" W-Valley	(2CPCO) Outside Pitch Change	(2CPCI) Inside Pitch Change	(2CCO) Corr. Outside Corner	(2CCI) Corr. Inside Corner	(2CEW) Endwall
(2CSW) Corr. Sidewall	(2CBF) .75" Base Flashing	(2CZF) Corr. Z-Flashing	(2CCF) Corr. C-Flashing	(2CVJT) Corr. Vertical Jamb Trim	

T-3™

Tuff Rib

GR-7™

(T3CET) .75 - Eave Trim	(T3CETG) .75 - Gutter Eave Trim	(T3ES) Standard Eave	(T3E4) 4" Eave	(T3SE6) .75 - 2x6 Step Eave	(T3CGL) .75 - Gable Trim - Large
(T3CMG) .75 - Gable Trim - Mini	(T3GS) .75 - Standard Gable	(T3SG6) .75 - 2x6 Step Gable	(T3SG8) .75 - 2x8 Step Gable	(T3RS) Standard Ridge	(T3RVW) Vented/Wide Ridge
(T3CR) Cabin Ridge	(T3UR) Universal Ridge	(T3RP) Peak Flashing	(T3VF) 28" W-Valley	(T3PCO) Outside Pitch Change	(T3PCI) Inside Pitch Change
(T3CO) .75 - Outside Corner	(T3CI) .75 - Inside Corner	(T3DE) Door Edge	(T3EW) Endwall	(T3SW) .75 - Sidewall	(T3BF) .75 - Base Flashing
(T3ZF) .75 - Z-Flashing	(T3MC) Mini Corner	(T3CF) .75 - C-Flashing	(T3VJT) .75 - Vertical Jamb Trim	(T3CR1S) 1.5" x 5.5" Special Rake	(T3CR7S) 1.5" x 7" Special Rake
(T3RLTH) Hemmed LT Ridge Cap	(T3PAN) Pan Flashing	(T3RP4) 4" Peak Cap	(T3SR) Soffit Ridge	(T3PF) Prow	(T3MMG) Modified Mini Gable
(T3APCI) .75 Alt. Inside Pitch	(T3STG) .75 Style G	(T3SSTG) .75 Special Style G	(T3E33) .75 3"x3" Drip	(T3SCF) .75 Soffit C-Flashing	(T3FT5) .75 Fascia Trim
(T3FT7) .75 Fascia Trim 7-5/8"	(T3FT9) .75 Fascia Trim 9-5/8"	(T3AEW) .75 Alt. Endwall	(T3GRS) .75 Gravel Stop	(T3RSB) .75 RSP Snow Break	

# Door Accessories

(T3DJ5) Door Jamb 4-5/8" - 7-1/2"	(T3DJ7) Door Jamb 7-5/8" - 9-1/2"	(T3DJ9) Door Jamb 9-5/8" - 11-1/2"	(T3OJ5) Open Jamb 4-5/8" - 7-1/2"	(T3OJ7) Open Jamb 7-5/8" - 9-1/2"	(T3OJ9) Open Jamb 9-5/8" - 11-1/2"
(T3TCS) Single Track-Facemount	(T3TCSB) Single Track-Studmount	(T3TCDCB) Double Track-Studmount	(T3DO) Door Opening	(T3DRC) Door Rail Cover	(PBRDRC) Door Rail Cover
(T3ATCS) Alt. Single Door Track Cover	(T3ATCD) Alt. Double Door Track Cover				

## PBR

## Marion "R" Panel™

(PBRES) Standard Eave	(PBRE4) 4" Eave	(PBRGS) PBR Gable	(PBRSG6) PBR 2x6 Step Gable	(PBRGBN) PBR Bull Nose Gable	(TPBRFR) PBR Formed Ridge
(PBRRS) Standard Ridge	(PBRRVW) Vented/Wide Ridge	(PBRCR) Cabin Ridge	(PBRUR) Universal Ridge	(PBRRP) Peak Flashing	(PBRVF) 28" W-Valley
(PBRPCO) Outside Pitch Change	(PBRPCI) Inside Pitch Change	(PBRCO) PBR Outside Corner	(PBRCI) PBR Inside Corner	(PBREW) Endwall	(PBRSW) PBR Sidewall
	(PBRBF) PBR Base Flashing	(PBRZF) PBR Z-Flashing	(PBRCF) PBR C-Flashing	(PBRVJT) Vertical Jamb Trim	



# HR-34™

(HRES) HR-34 Eave	(HRGS) HR-34 Gable	(HRGSB) HR-34 Gable B	(HRRS) Standard Ridge	(HRRVW) Vented/Wide Ridge	(HRCR) Cabin Ridge
(HRRP) HR-34 Peak Flashing	(HRVF) 28" W-Valley	(HRPCO) Outside Pitch Change	(HRPCI) Inside Pitch Change	(HRCO) HR-34 Outside Corner	(HRCI) HR-34 Inside Corner
(HREW) HR-34 Endwall	(HRSW) HR-34 Sidewall	(HRBF) HR-34 Base Flashing	(HRZF) HR-34 Z-Flashing	(HRCF) HR-34 C-Flashing	(HRPS) HR-34 4" Perforated Strip

## Classic 7/8" Corrugated™

(CCES) Standard Eave	(CCGS) Classic Corr. Gable	(CCRS) Standard Ridge	(CCRVW) Vented/Wide Ridge	(CCCR) Cabin Ridge	(CCRP) Peak Flashing
(CCVF) 28" W-Valley	(CCPCO) Outside Pitch Change	(CCPCI) Inside Pitch Change	(CCCO) Classic Corr. Outside Corner	(CCCI) Classic Corr. Inside Corner	(CCEW) Endwall
(CCSW) Classic Corr. Sidewall	(CCBF) Classic Corr. Base Flashing	(CCZF) Classic Corr. Z-Flashing	(CCCF) Classic Corr. C-Flashing	(CCVJT) Vertical Jamb Trim	(CCCPO) Outside Corner Post
(CCCPI) Inside Corner Post					