

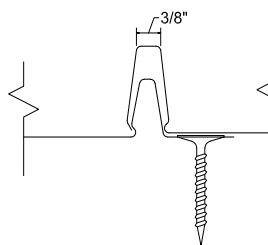
### STRIATIONS



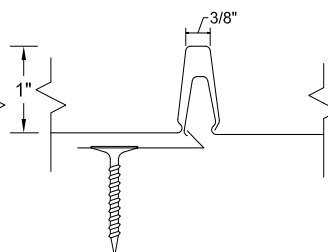
### ACCENT RIBS



### LOCK SEAM DETAIL




### REVERSE LAP DETAIL



### KEY FEATURES

- 12" Coverage Option
- 26 Tru-Gauge™ ArmorTech™ SMP Painted Steel
- Factory-notched and tabbed panels available
- Vertical interlocking application: allows installation from both directions starting at any location
- Patented no-siphon lock seam
- 1" vertical rib with 3/8" flat top for ease of flashing attachment
- Concealed fasteners: fasteners cannot leak
- Pre-slotted fastener flange: allows expansion / contraction of panel (high wind clips available for panel lengths over 35')
- 3:12 minimum pitch recommended  
*(For lower pitches, please inquire)*
- Standard panel lengths 4' to 35' - not notched  
Standard panel lengths 1' to 35' - notched and tabbed  
*(For longer panels, please inquire)*
- Manufactured in Auburn WA
- Panel options: Striations and Accent Ribs

### TESTING

-  Code compliance UL Evaluation Report UL ER #25913-01
- UL Construction No. 529
- UL 580 Class 90 - Wind Uplift
- UL 790 Class A (ASTM E108) - Fire rated
- UL 2218 Class 4 - Impact (hail) rated
- ASTM A653/A924 - G90 Galvanized
- ASTM A792 - ZINCALUME/Galvalume AZ-50/55
- ASTM E2886 - Ember Resistant ridge/endwall/peak flashings available

### WEIGHT TABLE

Streamline	WIDTH	26 GA STEEL
THICKNESS		0.019"
WEIGHT/LINFT	12"	1.122 LBS
WEIGHT/SQFT	12"	1.122 LBS

Rev. Date 05-26