



STRIATIONS

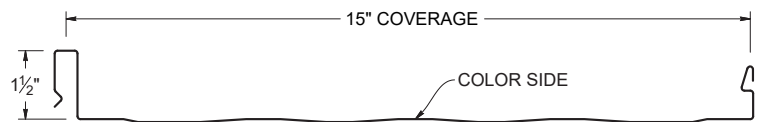


PENCIL RIBS



FLAT PAN

ROOF & WALL PROFILE



KEY FEATURES

- 15" coverage option
- 26 and 24 Tru-Gauge™
- Concealed clip system
- 1-1/2" vertical rib
- Snap lock rib — no mechanical seaming
- On-site roll forming available for longer panels
- Panel options: Striations, Pencil Rib, and Flat Pan
- Made from high-tensile steel for superior load capacity
- All painted materials have corrosion resistant metallic finish under the primer and topcoat
- ArmorTech™ SMP paint system with a 40 year written paint warranty
- Manufactured in Spokane WA

TESTING

- ASTM E2886 - Ember Resistant ridge/endwall/peak flashings available

WEIGHT CHART

SL-15	WIDTH	26 GA STEEL	24 GA STEEL
THICKNESS		0.019"	0.024"
WEIGHT/LINFT	15"	1.348 LBS	1.590 LBS
WEIGHT/SQFT	15"	1.078 LBS	1.272 LBS