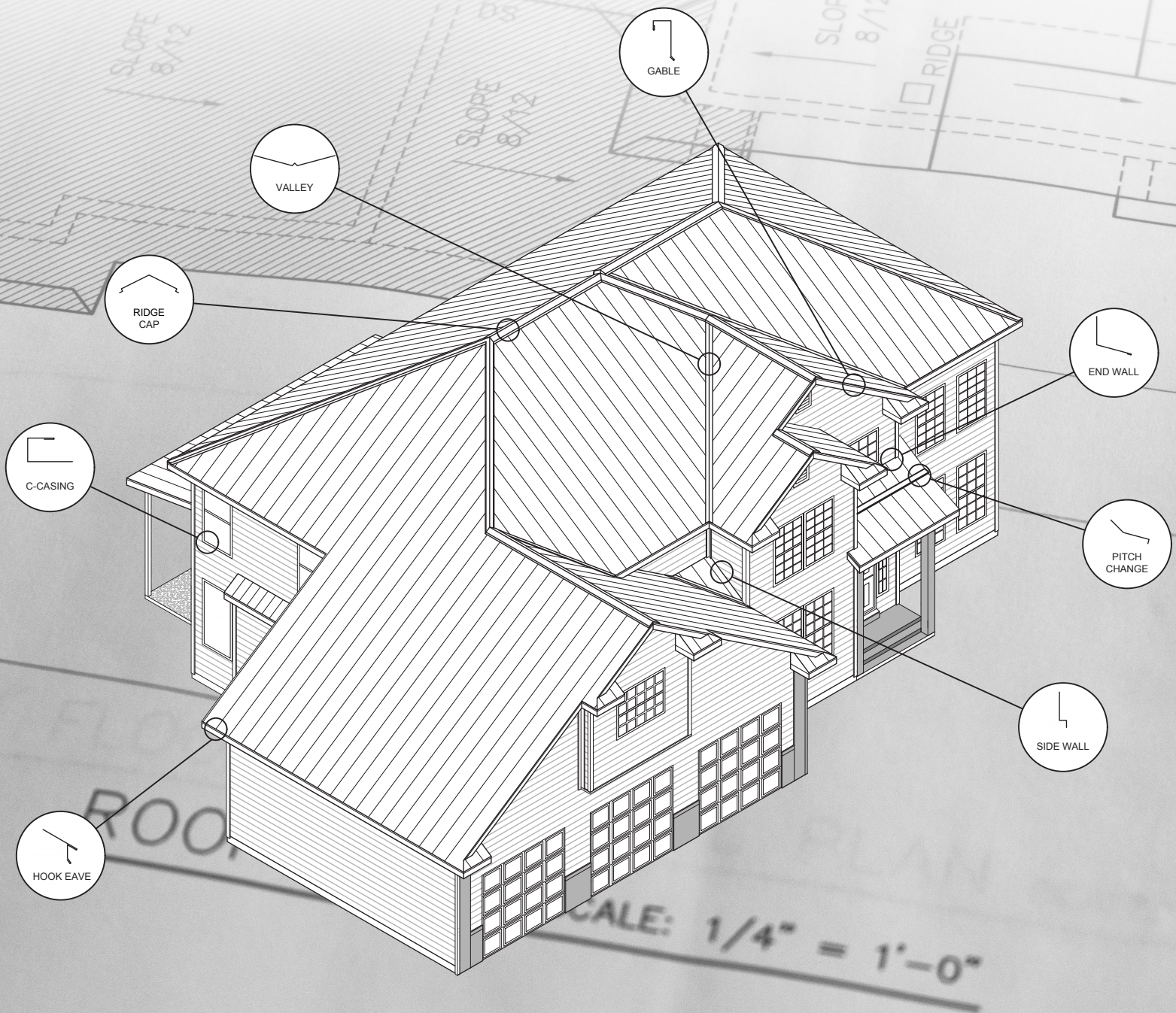




# Residential Flashing Guide

## Easy-Lock™ / Streamline™

### Southwest California



GABLE

VALLEY

RIDGE CAP

C-CASING

HOOK EAVE

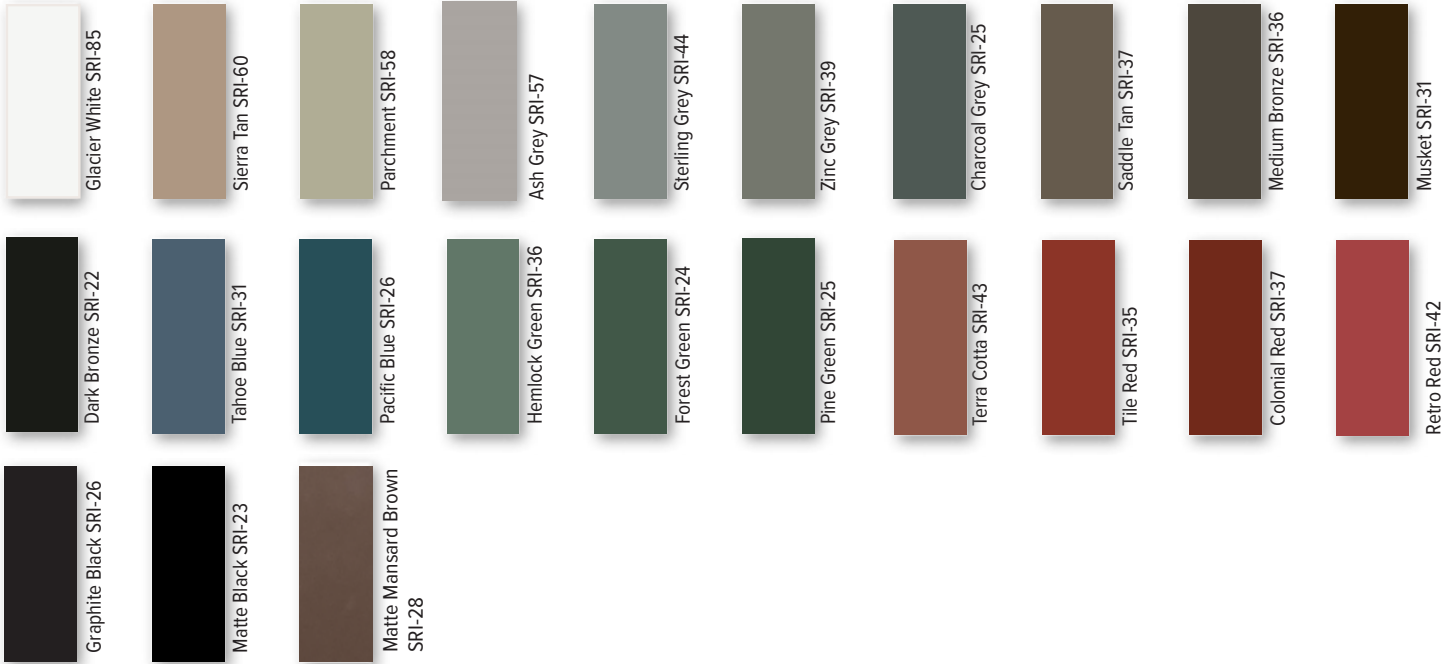
END WALL

PITCH CHANGE


SIDE WALL

SCALE: 1/4" = 1'-0"


# Standard Kynar 500® PVDF Resin



## PREMIUM METALLIC COOL KYNAR 500® COLORS



## SPECIALIZED MATERIAL



# Standard ArmorTech™ Coatings



Other Taylor Metal companies:



In partnership with:




SRI—Solar Reflectance Index, these are not paint codes. Oil canning is not a cause for material rejection. These printed chips provide a close representation of the colors. Metal samples are available upon request. See inside for panel, gauge & color availability.

PVDF is a fluoropolymer that is manufactured under the trademarked names Kynar 500® and Duranar (PPG). Paint finishes containing a minimum 70% PVDF resin meet the high-performance weathering criteria established by the American Architectural Manufacturing Association and are allowed to carry the Kynar500® trademarked name. ZINCALUME® & ZINCALUME® Plus are registered trademarks of Bluescope Ltd. Galvalume® is a registered trademark of BIEC International, Inc. Vintage® is a registered trademark of Steelscape, Inc. Kynar® and Kynar 500® is a registered trademarks of Arkema, Inc.

# Panels shown in this brochure

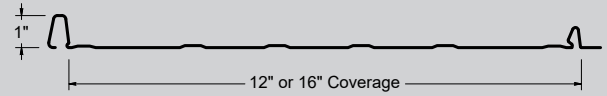
## Easy-Lock™

Panel Options: Striations, Accent Ribs



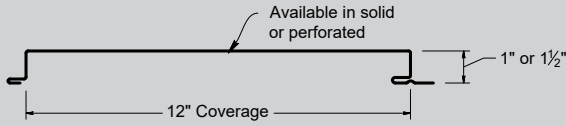
## StreamLine™ 26ga Only

Panel Options: Striations, Accent Ribs



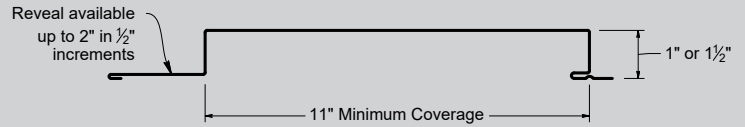
## Lifetime Soffit™

Panel Options: Single or Double V-Grooves or Striated




## Shadowline™

Panel Options: Single or Double V-Grooves or Striated



## SmoothWall™

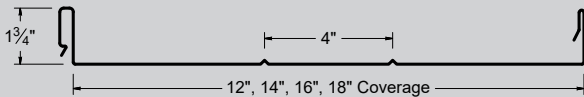
Panel Options: Single or Double V-Grooves or Striated



# Other popular panels offered by Taylor Metal Products

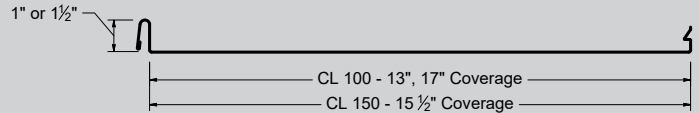
## Versa-Span™

Panel Options: Striations, Accent Ribs, Pencil Ribs, Flat Pan



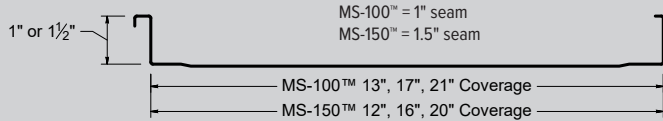
## Clip-Lock 100™ / Clip-Lock 150™

Panel Options: Striations, Accent Ribs, Flat Pan



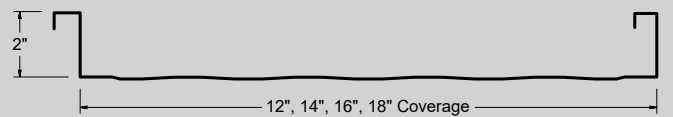
## MS-100™ / MS-150™

Panel Options: Striations, Accent Ribs, Flat Pan

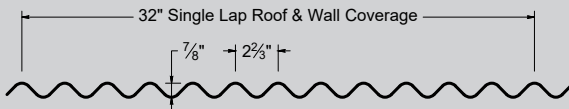


## MS-200™

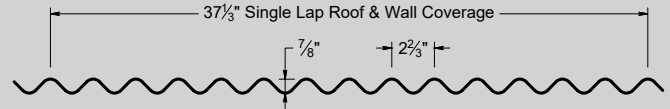
Panel Options: Striations, Accent Ribs, Flat Pan



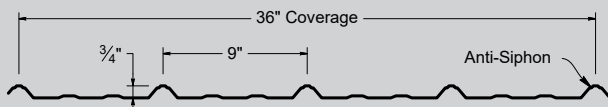
## 7/8" Classic Corrugated™ 26ga



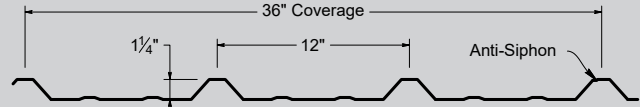
## 7/8" Classic Corrugated™ 22ga, 24ga, Aluminum



## Tuff Rib



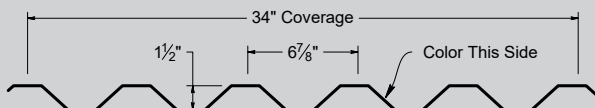
## PBR



## HR-34™

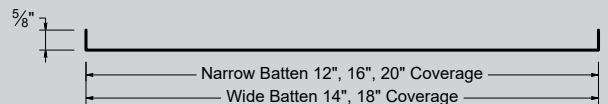
Longer lead time may apply

Standard Rolled Shown - Reverse Rolled Available



## T-Panel™

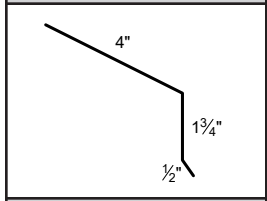
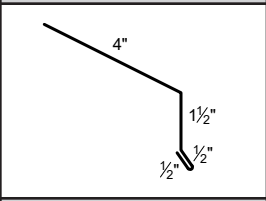
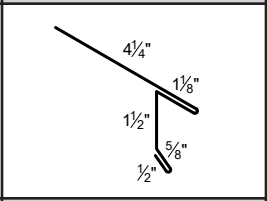
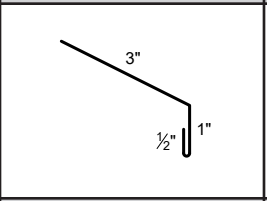
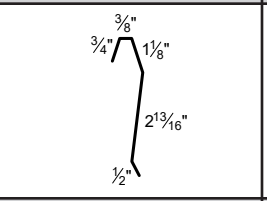
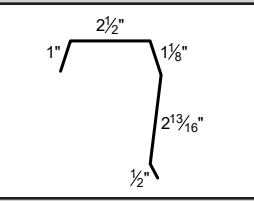
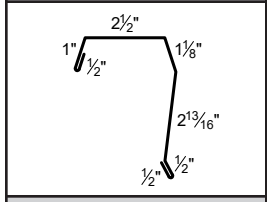
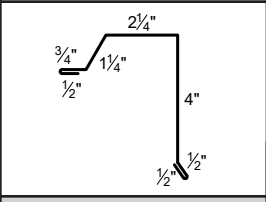
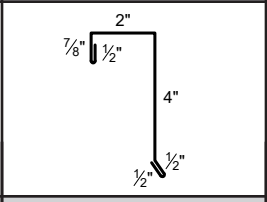
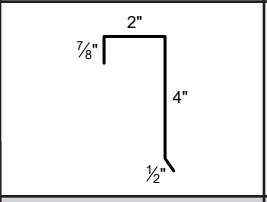
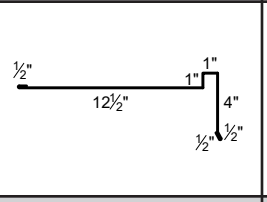
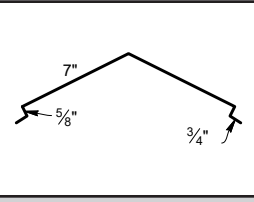
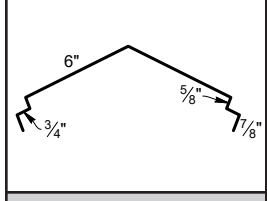
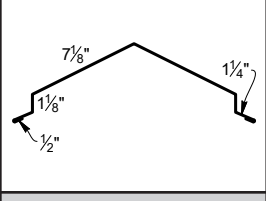
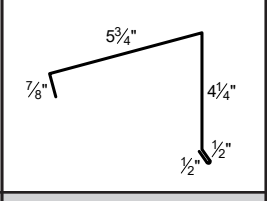
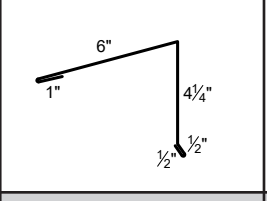
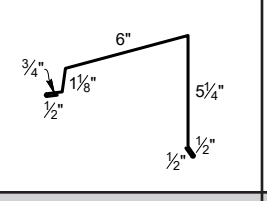
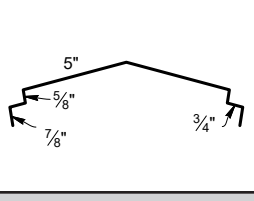
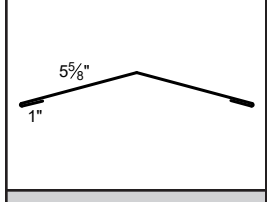

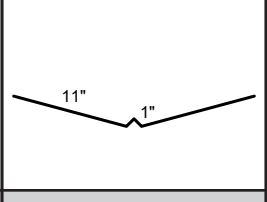
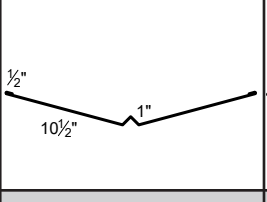
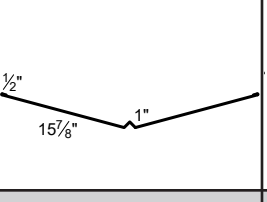
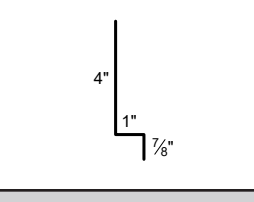
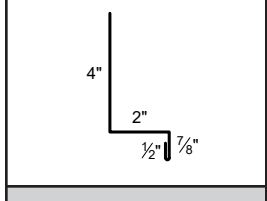
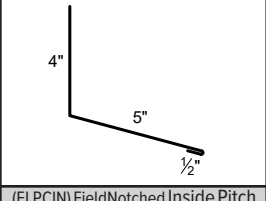
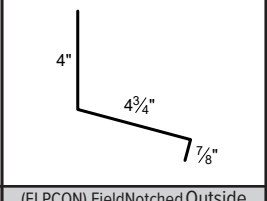
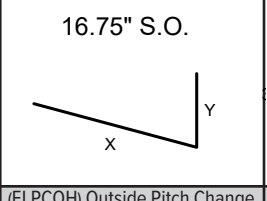
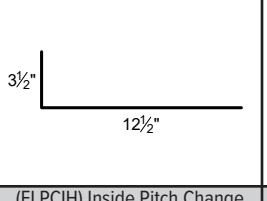
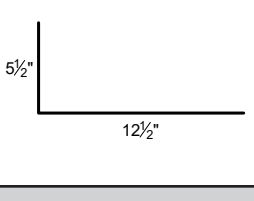
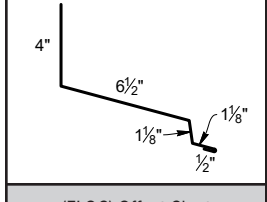
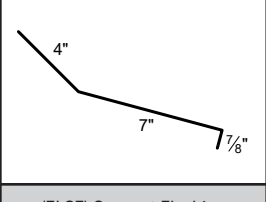
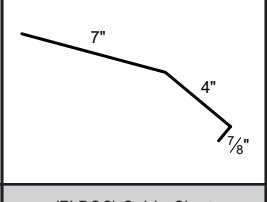
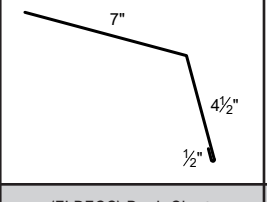
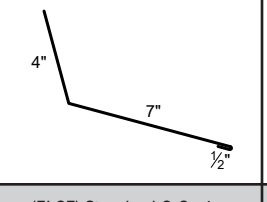
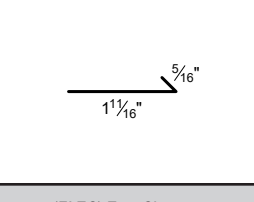
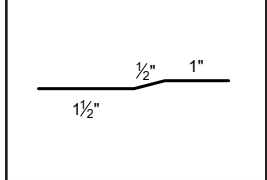
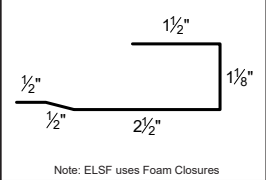
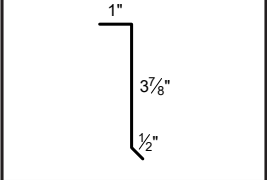
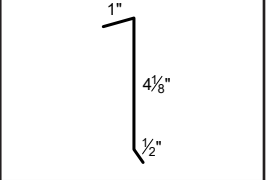
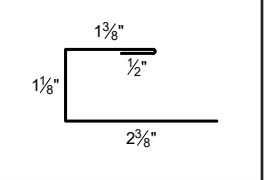
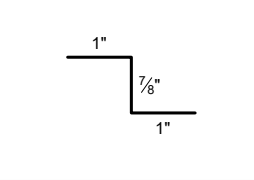
Panel Options: Striations, Accent Ribs, Flat Pan



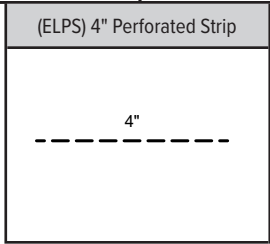
For our **entire** panel collection, panel options and additional information, visit [www.taylormetal.com](http://www.taylormetal.com).

For sample requests, please go to [www.taylormetal.com/forms](http://www.taylormetal.com/forms)

# Easy-Lock™ 24ga 10' Flashings

(ELELP) Eave Low Pitch	(ELE15) 1½" Eave	(ELEH) Hook Eave	(ELE13) 1X3 Eave	(ELGN) Narrow Gable	(ELGC) Compensating Gable
					
(ELGCH) Hemmed Compensating Gable	(ELGG17) Gable G-17	(ELGB) Box Gable	(ELGBNH) Box Gable No Hem	(ELPF) Prow	(ELRFV) Ridge Full Vented
					
(ELRS) Field Notched Ridge	(ELR17) R-17 Ridge	(ELREC) Field Notched Peak Flashing	(ELRECH) Hemmed Peak Flashing	(ELRECV) Vented Peak Flashing	(ELHS) Field Notched Hip
					
(ELHR5.625) Hip/Ridge	(ELHR7) Hip/Ridge	(ELVF24) 24" Valley Flashing	(ELVF24H) 24" Valley Flashing Hemmed	(ELVFW) Wide Valley Flashing	(ELSW) Sidewall
					
(ELSWC) Compensating Sidewall	(ELEWH) Hemmed Endwall	(ELEWN) Field Notched Endwall	(ELPAN) Pan	(ELP3) 3.5" Pan	(ELP5) 5.5" Pan
					
(ELEW17) EW-17 Vented Endwall	(ELPCIN) Field Notched Inside Pitch Change	(ELPCON) Field Notched Outside Pitch Change	(ELPCOH) Outside Pitch Change Hemmed	(ELPCIH) Inside Pitch Change Hemmed	(ELSR) Reversing Strip
					
(ELOC) Offset Cleat	(ELSF) Support Flashing	(ELBGC) Gable Cleat	(ELRECC) Peak Cleat	(ELCF) Standard C-Casing	(ELZC) Zee Closure
					

Note: ELSF uses Foam Closures



# StreamLine™ 26ga 12'6" Flashings

(SLELP) Eave Low Pitch 	(SLE15) 1/2" Eave 	(SLEH) Hook Eave 	(SLE13) 1X3 Eave 	(SLGN) Narrow Gable 	(SLGC) Compensating Gable 
(SLGCH) Hemmed Compensating Gable 	(SLGG17) Gable G-17 	(SLGB) Box Gable 	(SLGBNH) Box Gable No Hem 	(SLPF) Prow 	(SLRFV) Ridge Full Vented 
(SLRS) Field Notched Ridge 	(SLR17) R-17 Ridge 	(SLREC) Field Notched Peak Flashing 	(SLRECH) Hemmed Peak Flashing 	(SLRECV) Vented Peak Flashing 	(SLHS) Field Notched Hip 
(SLHR5.625) Hip/Ridge 	(SLHR7) Hip/Ridge 	(SLVF24) 24" Valley Flashing 	(SLVF24H) 24" Valley Flashing Hemmed 	(SLVFW) Wide Valley Flashing 	(SLSW) Sidewall 
(SLSWC) Compensating Sidewall 	(SLEWH) Hemmed Endwall 	(SLEWN) Field Notched Endwall 	(SLPAN) Pan <b>16.75" S.O.</b> 	(SLP3) 3.5" Pan 	(SLP5) 5.5" Pan 
(SLEW17) EW-17 Vented Endwall 	(SLPCIN) FieldNotched Inside Pitch Change 	(SLPCON) FieldNotched Outside Pitch Change 	(SLPCOH) Outside Pitch Change Hemmed 	(SLPCIH) Inside Pitch Change Hemmed 	(SLSR) Reversing Strip 
(SLOC) Offset Cleat 	(SLSF) Support Flashing 	(SLGCL) Gable Cleat 	(SLRECC) Peak Cleat 	(SLCF) Standard C-Casing 	(SLZC) Zee Closure 

Note: SLOC only available as 24ga 10' flashings

Note: SLSF only available as 24ga 10' flashings

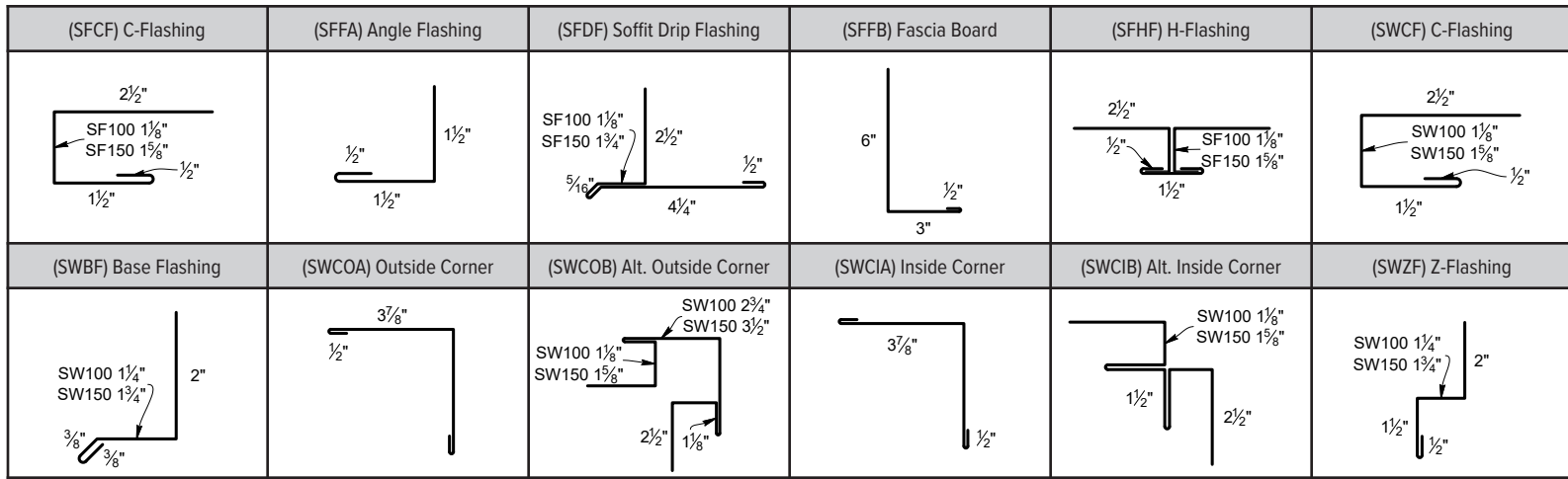
Note: SLGCL only available as 24ga 10' flashings

Note: SLRECC only available as 24ga 10' flashings

Note: SLSR only available as 24g 10' flashings

(SLPS) 4" Perforated Strip

Note: SLPS only available as 24ga ZINCALUME 10'



NOTE: Drawings shown above are for 1" panels. Dimensions for 1-1/2" panels will differ.

**Kynar 500® PVDF Resin Panel Coating Availability Chart**

(x) Color Available (\*) Please Inquire

Coil Width	Panels	Gauge	Color Availability																												
			Glacier White	Sierra Tan	Parchment	Sterling Grey	Zinc Grey	Charcoal Grey	Saddle Tan	Medium Bronze	Tahoe Blue	Pacific Blue	Hemlock Green	Forest Green	Pine Green	Dark Bronze	Graphite Black	Matte Black	Musket	Terra Cotta	Tile Red	Vintage®	ZINCALUME® Plus	16 oz / 20 oz Copper	Colonial Red	Retro Red	Metallic Silver	Champagne	Antique Patina	Copper Penny	Weathered Zinc
16"	12" Easy-Lock™ 1" Smoothwall™ 1" Lifetime Soffit™	22	*		*	*	*	*		*	*		*		*	*	*	*	*				*		*		*				*
		24	X		X	*	X	X		X	X		X	*	X	X	X	X	*	*	*	X	X	*	*	*	*			X	X
20"	16" Easy-Lock™ 1-1/2" Smoothwall™ 1-1/2" Lifetime Soffit™ 16" MS150™	24	X	X		X	X	X	X	X		X	X	X	X	X	X	X	X	X	*	X	*		*		X	X	X	X	X
		22	*		*	*	*	*		*	*		*		*	*	*	*	*				*		*		*				*
		Alum	*			*	*	*		*						*	*	*								*				*	

\*\* Disclaimer: **Vintage®** is an innovative coating process over a G-90 metallic coated surface. The coating process creates shade variations from light to dark, the lighter shade exhibiting a grey tone while the darker shade exhibits a bronze or brown tone. Vintage® comes with a standard 20 year warranty. Warranty can vary by environment. See TMP's website for more information. TMP required signing off on the current batch sample from which your order will be produced.

\*\* Disclaimer: **ZINCALUME® Plus / Galvalume® AZ-55** is a 55% aluminum, 45% zinc metallic coating over steel and has no finish warranty - 25 year perforation warranty provided

\*\* Disclaime: **Smoothwall™** is not available in 26 gauge

\*\* Disclaimer: **Smoothwall/Soffit** is not available in aluminum

**ArmorTech™ Panel Coating Availability Chart** (x) Color Available (\*) Please Inquire

Coil Width	Panels	Gauge	Color Availability																		
			Glacier White	Light Stone	Hickory	Sterling Grey	Charcoal Grey	Tile Red	Tahoe Blue	Pacific Blue	Sage Green	Forest Green	Pine Green	Desert Brown	Cocoa Brown	Kodiak Brown	Weathered Copper	Obsidian Black	Copper Penny	Satin Black	ZINCALUME® Plus
20"	StreamLine™	26	X	X	X	X	X	X	X	X	X	X	X	X	X	X	X	X	X	X	X

\*\* Disclaimer: **ZINCALUME® Plus / Galvalume® AZ-55** is a 55% aluminum, 45% zinc metallic coating over steel and has no finish warranty - 25 year perforation warranty provided

